



Customer Service
PO Box 11813
Harrisburg, PA 17108-1813

ACCOUNT STATEMENT

For the Month Ending
June 30, 2023

SAN BERNARDINO COUNTY

Client Management Team

Kenneth Schiebel, CFA

Managing Director
213 Market Street
Harrisburg, PA 17101-2141
717-232-2723
schiebelk@pfmam.com

Danny A. Nelson

Director
800 Nicollet Mall, 4th Floor
Minneapolis, MN 55402
612-371-3747
nelsond@pfmam.com

Contents

Cover/Disclosures
Summary Statement
Individual Accounts

Accounts included in Statement

76990800 SAN BERNARDINO COUNTY

SAN BERNARDINO COUNTY
PARTH BHATT
268 WEST HOSPITALITY LANE
FIRST FLOOR
SAN BERNARDINO, CA 92415-0360

Online Access <https://www.pfmam.com> **Customer Service** 1-717-232-2723

Important Disclosures

Important Disclosures

This statement is for general information purposes only and is not intended to provide specific advice or recommendations. PFM Asset Management LLC ("PFMAM") is an investment adviser registered with the U.S. Securities and Exchange Commission and a subsidiary of U.S. Bancorp Asset Management, Inc. ("USBAM"). USBAM is a subsidiary of U.S. Bank National Association ("U.S. Bank"). U.S. Bank is a separate entity and subsidiary of U.S. Bancorp. U.S. Bank is not responsible for and does not guarantee the products, services or performance of PFMAM. PFMAM maintains a written disclosure statement of our background and business experience. If you would like to receive a copy of our current disclosure statement, please contact Service Operations at the address below.

Proxy Voting PFMAM does not normally receive proxies to vote on behalf of its clients. However, it does on occasion receive consent requests. In the event a consent request is received the portfolio manager contacts the client and then proceeds according to their instructions. PFMAM's Proxy Voting Policy is available upon request by contacting Service Operations at the address below.

Questions About an Account PFMAM's monthly statement is intended to detail our investment advisory activity as well as the activity of any accounts held by clients in pools that are managed by PFMAM. The custodian bank maintains the control of assets and executes (i.e., settles) all investment transactions. The custodian statement is the official record of security and cash holdings and transactions. PFMAM recognizes that clients may use these reports to facilitate record keeping and that the custodian bank statement and the PFMAM statement should be reconciled and differences resolved. Many custodians use a settlement date basis which may result in the need to reconcile due to a timing difference.

Account Control PFMAM does not have the authority to withdraw funds from or deposit funds to the custodian outside the scope of services provided by PFMAM. Our clients retain responsibility for their internal accounting policies; implementing and enforcing internal controls and generating ledger entries or otherwise recording transactions.

Market Value Generally, PFMAM's market prices are derived from closing bid prices as of the last business day of the month as supplied by Refinitiv or Bloomberg. For certain short-term investments or where prices are not available from generally recognized sources the securities are priced using a yield-based matrix system to arrive at an estimated market value. Prices that fall between data points are interpolated. Non-negotiable FDIC-insured bank certificates of deposit are priced at par. Although PFMAM believes the prices to be reliable, the values of the securities may not represent the prices at which the securities could have been bought or sold. Explanation of the valuation methods for a registered investment company or local government investment program is contained in the appropriate fund offering documentation or information statement.

Amortized Cost The original cost of the principal of the security is adjusted for the amount of the periodic reduction of any discount or premium from the purchase date until the date of the report. Discount or premium with respect to short term securities (those with less than one year to maturity at time of issuance) is amortized on a straightline basis. Such discount or premium with respect to longer term securities is amortized using the constant yield basis.

Tax Reporting Cost data and realized gains / losses are provided for informational purposes only. Please review for accuracy and consult your tax advisor to determine the tax consequences of your security transactions. PFMAM does not report such information to the IRS or other taxing authorities and is not responsible for the accuracy of such information that may be required to be reported to federal, state or other taxing authorities.

Financial Situation In order to better serve you, PFMAM should be promptly notified of any material change in your investment objective or financial situation.

Callable Securities Securities subject to redemption prior to maturity may be redeemed in whole or in part before maturity, which could affect the yield represented.

Portfolio The securities in this portfolio, including shares of mutual funds, are not guaranteed or otherwise protected by PFMAM, the FDIC (except for certain non-negotiable certificates of deposit) or any government agency. Investment in securities involves risks, including the possible loss of the amount invested. Actual settlement values, accrued interest, and amortized cost amounts may vary for securities subject to an adjustable interest rate or subject to principal paydowns. Any changes to the values shown may be reflected within the next monthly statement's beginning values.

Rating Information provided for ratings is based upon a good faith inquiry of selected sources, but its accuracy and completeness cannot be guaranteed.

Shares of some local government investment programs and TERM funds are marketed through representatives of PFMAM's affiliate, PFM Fund Distributors, Inc. which is registered with the SEC as a broker/dealer and is a member of the Financial Industry Regulatory Authority ("FINRA") and the Municipal Securities Rulemaking Board ("MSRB"). You may reach the FINRA by calling the FINRA Hotline at 1-800-289-9999 or at the FINRA website address <https://www.finra.org/investors/investor-contacts>. A brochure describing the FINRA Regulation Public Disclosure Program is also available from FINRA upon request.

Key Terms and Definitions

Dividends on local government investment program funds consist of interest earned, plus any discount ratably amortized to the date of maturity, plus all realized gains and losses on the sale of securities prior to maturity, less ratably amortization of any premium and all accrued expenses to the fund. Dividends are accrued daily and may be paid either monthly or quarterly. The monthly earnings on this statement represent the estimated dividend accrued for the month for any program that distributes earnings on a quarterly basis. There is no guarantee that the estimated amount will be paid on the actual distribution date.

Current Yield is the net change, exclusive of capital changes and income other than investment income, in the value of a hypothetical fund account with a balance of one share over the seven-day base period including the statement date, expressed as a percentage of the value of one share (normally \$1.00 per share) at the beginning of the seven-day period. This resulting net change in account value is then annualized by multiplying it by

365 and dividing the result by 7. The yields quoted should not be considered a representation of the yield of the fund in the future, since the yield is not fixed. **Average maturity** represents the average maturity of all securities and investments of a portfolio, determined by multiplying the par or principal value of each security or investment by its maturity (days or years), summing the products, and dividing the sum by the total principal value of the portfolio. The stated maturity date of mortgage backed or callable securities are used in this statement. However the actual maturity of these securities could vary depending on the level or prepayments on the underlying mortgages or whether a callable security has or is still able to be called.

Monthly distribution yield represents the net change in the value of one share (normally \$1.00 per share) resulting from all dividends declared during the month by a fund expressed as a percentage of the value of one share at the beginning of the month. This resulting net change is then annualized by multiplying it by 365 and dividing it by the number of calendar days in the month.

YTM at Cost The yield to maturity at cost is the expected rate of return, based on the original cost, the annual interest receipts, maturity value and the time period from purchase date to maturity, stated as a percentage, on an annualized basis.

YTM at Market The yield to maturity at market is the rate of return, based on the current market value, the annual interest receipts, maturity value and the time period remaining until maturity, stated as a percentage, on an annualized basis.

Managed Account A portfolio of investments managed discretely by PFMAM according to the client's specific investment policy and requirements. The investments are directly owned by the client and held by the client's custodian.

Unsettled Trade A trade which has been executed however the final consummation of the security transaction and payment has not yet taken place.

Please review the detail pages of this statement carefully. If you think your statement is wrong, missing account information, or if you need more information about a transaction, please contact PFMAM within 60 days of receipt. If you have other concerns or questions regarding your account, or to request an updated copy of PFMAM's current disclosure statement, please contact a member of your client management team at PFMAM Service Operations at the address below.

PFM Asset Management LLC
Attn: Service Operations
213 Market Street
Harrisburg, PA 17101

NOT FDIC INSURED NO BANK GUARANTEE MAY LOSE VALUE

Consolidated Summary Statement

For the Month Ending **June 30, 2023**

SAN BERNARDINO COUNTY

Portfolio Summary		
Portfolio Holdings	Cash Dividends and Income	Closing Market Value
PFMAM Managed Account	37,450,357.85	13,537,683,852.72
Cash Balance	0.00	99,564,342.43
Total	\$37,450,357.85	\$13,637,248,195.15

Investment Allocation		
Investment Type	Closing Market Value	Percent
Asset-Backed Security	923,957,961.51	6.78
Federal Agency Discount Note	166,214,721.90	1.22
Federal Agency Bond / Note	3,886,350,755.56	28.51
Corporate Note	730,664,625.49	5.36
Certificate of Deposit	498,429,495.00	3.65
Federal Agency Commercial Mortgage-Backed Se	1,316,329,480.56	9.65
Commercial Paper	1,107,545,208.65	8.12
Federally Insured Cash Account	22,169.05	0.00
Joint Powers Authority	614,000,000.00	4.50
Money Market Mutual Fund	629,000,000.00	4.61
Federal Agency Mortgage-Backed Security	108,485,575.70	0.80
Corporate Note	48,396,920.00	0.35
Repurchase Agreement	99,998,565.80	0.73
Supra-National Agency Bond / Note	165,204,571.00	1.21
U.S. Treasury Bill	24,556,480.00	0.18
U.S. Treasury Bond / Note	3,218,527,322.50	23.60
Cash Balance	99,564,342.43	0.73
Total	\$13,637,248,195.15	100.00%

Consolidated Summary Statement

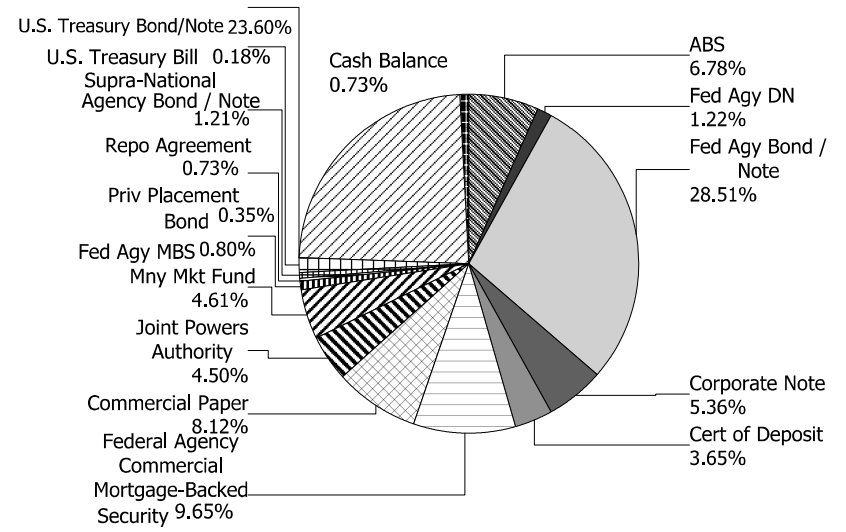
For the Month Ending **June 30, 2023**

SAN BERNARDINO COUNTY

Maturity Distribution (Fixed Income Holdings)

Sector Allocation

Portfolio Holdings	Closing Market Value	Percent
Under 30 days	2,284,258,653.71	16.74
31 to 60 days	789,553,147.90	5.79
61 to 90 days	478,419,577.13	3.51
91 to 180 days	924,271,549.85	6.78
181 days to 1 year	1,684,068,836.90	12.35
1 to 2 years	3,177,113,824.20	23.30
2 to 3 years	2,233,124,800.88	16.38
3 to 4 years	983,167,540.34	7.21
4 to 5 years	1,003,983,822.04	7.36
Over 5 years	79,286,442.20	0.58
Total	\$13,637,248,195.15	100.00%
Weighted Average Days to Maturity	535	



Managed Account Summary Statement

For the Month Ending **June 30, 2023**

SAN BERNARDINO COUNTY - 76990800

Transaction Summary - Managed Account

Opening Market Value	\$13,647,516,688.06
Maturities/Calls	(2,258,302,425.56)
Principal Dispositions	(625,000,000.00)
Principal Acquisitions	2,797,147,233.73
Unsettled Trades	14,988,450.00
Change in Current Value	(38,666,093.51)
Closing Market Value	\$13,537,683,852.72

Cash Transactions Summary - Managed Account

Maturities/Calls	2,228,435,349.64
Sale Proceeds	625,000,000.00
Coupon/Interest/Dividend Income	20,716,783.59
Principal Payments	38,377,425.56
Security Purchases	(2,927,712,145.47)
Net Cash Contribution	15,182,586.68
Reconciling Transactions	0.00

Earnings Reconciliation (Cash Basis) - Managed Account

Interest/Dividends/Coupons Received	29,227,133.23
Less Purchased Interest Related to Interest/Coupons	(277,021.11)
Plus Net Realized Gains/Losses	8,500,245.73
Total Cash Basis Earnings	\$37,450,357.85

Cash Balance

Closing Cash Balance **\$0.00**

Earnings Reconciliation (Accrual Basis)

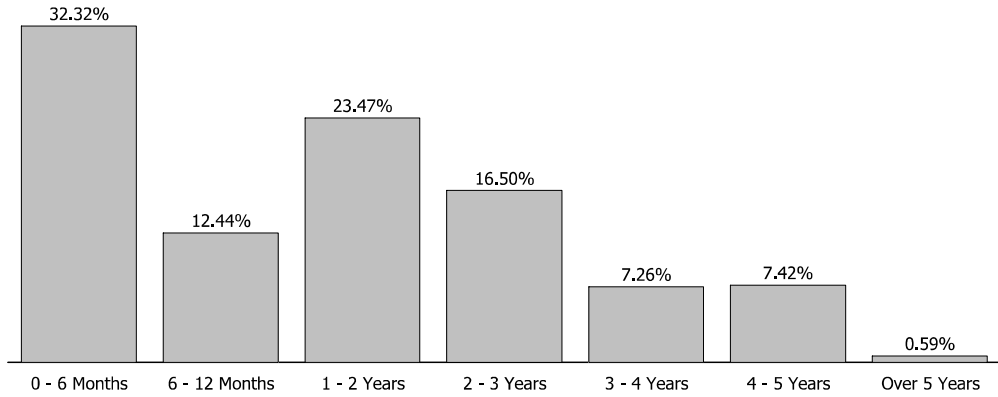
	Total
Ending Amortized Value of Securities	13,822,533,267.71
Ending Accrued Interest	60,094,917.31
Plus Proceeds from Sales	625,000,000.00
Plus Proceeds of Maturities/Calls/Principal Payments	2,266,812,775.20
Plus Coupons/Dividends Received	20,716,783.59
Less Cost of New Purchases	(2,812,410,768.73)
Less Beginning Amortized Value of Securities	(13,882,605,054.61)
Less Beginning Accrued Interest	(62,323,909.44)
Total Accrual Basis Earnings	\$37,818,011.03

Portfolio Summary and Statistics

For the Month Ending **June 30, 2023**

SAN BERNARDINO COUNTY - 76990800

Maturity Distribution



Characteristics

Yield to Maturity at Cost	3.53%
Yield to Maturity at Market	5.12%
Weighted Average Days to Maturity	539

Managed Account Issuer Summary

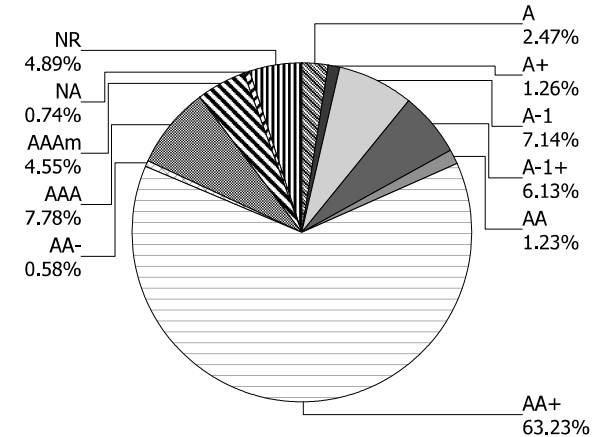
For the Month Ending **June 30, 2023**

SAN BERNARDINO COUNTY - 76990800

Issuer Summary

Issuer	Market Value of Holdings	Percent
AMAZON.COM INC	196,703,075.00	1.45
AMERICAN EXPRESS CO	65,998,787.30	0.49
APPLE INC	29,858,700.00	0.22
BANK OF AMERICA CO	187,970,570.00	1.39
BEDFORD ROW FUNDING CORP	99,457,950.00	0.73
BMW FINANCIAL SERVICES NA LLC	21,048,831.73	0.16
BMW VEHICLE OWNER TRUST	17,806,980.36	0.13
CAFCO LLC	99,702,700.00	0.74
CAMP	604,000,000.00	4.46
CANADIAN IMPERIAL BANK OF COMMERCE	49,998,826.95	0.37
CANTOR FITZGERALD	99,998,565.80	0.74
CAPITAL ONE FINANCIAL CORP	49,109,860.00	0.36
CHARTA LLC	49,814,250.00	0.37
CHEVRON CORPORATION	9,952,240.00	0.07
CRC FUNDING LLC	24,732,725.00	0.18
DEERE & COMPANY	114,346,408.00	0.84
DISCOVER FINANCIAL SERVICES	68,894,911.00	0.51
FANNIE MAE	554,466,352.50	4.10
FEDERAL FARM CREDIT BANKS	558,405,963.95	4.12
FEDERAL HOME LOAN BANKS	2,446,300,741.11	18.07
FEDERATED GOVT OBLIGATIONS FUNDS	1,000,000.00	0.01
FIDELITY TREASURY MF	301,000,000.00	2.22
FREDDIE MAC	1,918,207,476.16	14.17
GTA FUNDING LLC	49,713,750.00	0.37
HONDA AUTO RECEIVABLES	47,212,462.22	0.35
HYUNDAI AUTO RECEIVABLES	145,311,709.18	1.07
INTER-AMERICAN DEVELOPMENT BANK	98,473,885.00	0.73
INTERNATIONAL FINANCE CORPORATION	19,520,840.00	0.14
INTL BANK OF RECONSTRUCTION AND DEV	47,209,846.00	0.35
INVESTMENT TRUST OF CALIFORNIA	10,000,000.00	0.07
JOHN DEERE OWNER TRUST	151,815,209.70	1.12
JP MORGAN CHASE & CO	98,041,700.00	0.72

Credit Quality (S&P Ratings)



Managed Account Issuer Summary

For the Month Ending **June 30, 2023**

SAN BERNARDINO COUNTY - 76990800

Issuer	Market Value of Holdings	Percent
LIBERTY STREET FUNDING LLC	157,314,255.00	1.16
MERCEDES-BENZ AUTO LEASE TRUST	49,532,883.36	0.37
MERCEDES-BENZ AUTO RECEIVABLES	58,149,834.37	0.43
METLIFE INC	125,706,648.65	0.93
MORGAN STANLEY	326,000,000.00	2.41
NESTLE SA	4,886,710.00	0.04
NORTHERN TRUST	1,000,000.00	0.01
PROCTER & GAMBLE CO	34,412,520.00	0.25
RABOBANK NEDERLAND	49,994,300.00	0.37
STONECASTLE FICA	22,169.05	0.00
THE BANK OF NEW YORK MELLON CORPORATION	224,505,147.49	1.66
THUNDER BAY FUNDING LLC	49,766,850.00	0.37
TORONTO-DOMINION BANK	149,761,613.50	1.11
Toyota Lease Owner Trust	20,390,169.54	0.15
TOYOTA MOTOR CORP	504,146,192.44	3.72
UNITED STATES TREASURY	3,243,083,802.50	23.96
VERIZON MASTER TRUST	34,637,695.31	0.26
WAL-MART STORES INC	19,622,990.00	0.14
WELLS FARGO & COMPANY	248,674,754.55	1.84
Total	\$13,537,683,852.72	100.00%

Managed Account Detail of Securities Held

For the Month Ending **June 30, 2023**

SAN BERNARDINO COUNTY - 76990800

Security Type/Description	Dated Date/Coupon/Maturity	CUSIP	Par	S&P Rating	Moody's Rating	Trade Date	Settle Date	Original Cost	YTM at Cost	Accrued Interest	Amortized Cost	Market Value
U.S. Treasury Bond / Note												
US TREASURY NOTES DTD 08/01/2016 1.250% 07/31/2023		912828S92	100,000,000.00	AA+	Aaa	03/27/19	03/28/19	96,265,625.00	2.15	521,408.84	99,929,362.39	99,671,880.00
US TREASURY NOTES DTD 08/31/2016 1.375% 08/31/2023		912828D1	100,000,000.00	AA+	Aaa	03/28/19	03/29/19	96,562,500.00	2.20	459,578.80	99,870,242.88	99,343,750.00
US TREASURY NOTES DTD 09/15/2020 0.125% 09/15/2023		91282CAK7	100,000,000.00	AA+	Aaa	06/29/22	06/30/22	96,636,718.75	2.98	36,684.78	99,421,698.25	98,968,750.00
US TREASURY NOTES DTD 02/28/2017 2.125% 02/29/2024		912828W48	75,000,000.00	AA+	Aaa	03/09/22	03/10/22	75,653,320.31	1.67	532,693.61	75,220,189.79	73,406,250.00
US TREASURY NOTES DTD 05/15/2014 2.500% 05/15/2024		912828WJ5	50,000,000.00	AA+	Aaa	09/30/19	10/01/19	52,062,500.00	1.57	159,646.74	50,389,773.40	48,742,190.00
US TREASURY NOTES DTD 05/15/2014 2.500% 05/15/2024		912828WJ5	50,000,000.00	AA+	Aaa	12/23/19	12/26/19	51,611,328.13	1.73	159,646.74	50,320,857.47	48,742,190.00
US TREASURY N/B NOTES DTD 05/15/2021 0.250% 05/15/2024		91282CCC3	75,000,000.00	AA+	Aaa	02/28/22	03/01/22	72,943,359.38	1.52	23,947.01	74,186,019.41	71,707,035.00
US TREASURY NOTES DTD 05/31/2017 2.000% 05/31/2024		912828XT2	50,000,000.00	AA+	Aaa	03/21/22	03/22/22	49,826,171.88	2.16	84,699.45	49,927,300.35	48,460,940.00
US TREASURY NOTES DTD 06/30/2017 2.000% 06/30/2024		912828XX3	50,000,000.00	AA+	Aaa	09/25/19	09/26/19	50,886,718.75	1.61	2,717.39	50,186,114.06	48,351,560.00
US TREASURY NOTES DTD 06/30/2017 2.000% 06/30/2024		912828XX3	50,000,000.00	AA+	Aaa	10/31/19	11/01/19	51,017,578.13	1.55	2,717.39	50,218,095.14	48,351,560.00
US TREASURY NOTES DTD 06/30/2017 2.000% 06/30/2024		912828XX3	50,000,000.00	AA+	Aaa	11/01/19	11/04/19	50,935,546.88	1.58	2,717.39	50,200,867.42	48,351,560.00
US TREASURY NOTES DTD 06/30/2019 1.750% 06/30/2024		9128286Z8	50,000,000.00	AA+	Aaa	12/11/19	12/12/19	50,173,828.13	1.67	2,377.72	50,038,175.25	48,218,750.00
US TREASURY NOTES DTD 06/30/2019 1.750% 06/30/2024		9128286Z8	50,000,000.00	AA+	Aaa	03/17/22	03/21/22	49,701,171.88	2.02	2,377.72	49,868,903.53	48,218,750.00
US TREASURY NOTES DTD 06/30/2019 1.750% 06/30/2024		9128286Z8	50,000,000.00	AA+	Aaa	06/10/22	06/13/22	48,742,187.50	3.03	2,377.72	49,386,227.86	48,218,750.00

Managed Account Detail of Securities Held

For the Month Ending **June 30, 2023**

SAN BERNARDINO COUNTY - 76990800

Security Type/Description Dated Date/Coupon/Maturity	CUSIP	Par	S&P Rating	Moody's Rating	Trade Date	Settle Date	Original Cost	YTM at Cost	Accrued Interest	Amortized Cost	Market Value
U.S. Treasury Bond / Note											
US TREASURY N/B NOTES DTD 07/15/2021 0.375% 07/15/2024	91282CCL3	100,000,000.00	AA+	Aaa	06/24/22	06/27/22	94,679,687.50	3.07	172,997.24	97,300,776.03	94,968,750.00
US TREASURY NOTES DTD 07/31/2017 2.125% 07/31/2024	9128282N9	50,000,000.00	AA+	Aaa	10/10/19	10/11/19	51,474,609.38	1.49	443,197.52	50,332,732.37	48,289,060.00
US TREASURY NOTES DTD 07/31/2017 2.125% 07/31/2024	9128282N9	50,000,000.00	AA+	Aaa	04/05/22	04/06/22	49,429,687.50	2.63	443,197.52	49,733,360.39	48,289,060.00
US TREASURY NOTES DTD 07/31/2019 1.750% 07/31/2024	912828Y87	50,000,000.00	AA+	Aaa	06/13/22	06/14/22	48,324,218.75	3.39	364,986.19	49,147,031.65	48,085,940.00
US TREASURY NOTES DTD 08/15/2014 2.375% 08/15/2024	912828D56	50,000,000.00	AA+	Aaa	06/10/22	06/13/22	49,279,296.88	3.06	446,132.60	49,626,940.83	48,382,810.00
US TREASURY NOTES DTD 08/31/2019 1.250% 08/31/2024	912828YE4	50,000,000.00	AA+	Aaa	02/09/22	02/10/22	49,712,890.63	1.48	208,899.46	49,868,600.53	47,679,690.00
US TREASURY NOTES DTD 08/31/2019 1.250% 08/31/2024	912828YE4	50,000,000.00	AA+	Aaa	02/15/22	02/16/22	49,417,968.75	1.72	208,899.46	49,731,901.46	47,679,690.00
US TREASURY NOTES DTD 09/30/2019 1.500% 09/30/2024	912828YH7	50,000,000.00	AA+	Aaa	02/15/22	02/16/22	49,683,593.75	1.75	188,524.59	49,848,905.27	47,703,125.00
US TREASURY NOTES DTD 09/30/2019 1.500% 09/30/2024	912828YH7	50,000,000.00	AA+	Aaa	04/04/22	04/05/22	48,683,593.75	2.60	188,524.59	49,338,176.40	47,703,125.00
US TREASURY N/B NOTES DTD 10/15/2021 0.625% 10/15/2024	91282CDB4	75,000,000.00	AA+	Aaa	03/09/22	03/10/22	72,793,945.31	1.79	98,616.80	73,903,939.14	70,652,340.00
US TREASURY N/B NOTES DTD 11/15/2021 0.750% 11/15/2024	91282CDH1	75,000,000.00	AA+	Aaa	03/28/22	03/29/22	71,589,843.75	2.55	71,841.03	73,216,934.93	70,535,160.00
US TREASURY NOTES DTD 01/31/2020 1.375% 01/31/2025	912828Z52	50,000,000.00	AA+	Aaa	10/27/21	10/28/21	50,845,703.13	0.85	286,774.86	50,411,845.35	47,148,440.00
US TREASURY NOTES DTD 02/17/2015 2.000% 02/15/2025	912828J27	50,000,000.00	AA+	Aaa	12/19/19	12/20/19	50,576,171.88	1.77	375,690.61	50,181,965.11	47,578,125.00
US TREASURY N/B NOTES DTD 02/15/2022 1.500% 02/15/2025	91282CDZ1	50,000,000.00	AA+	Aaa	03/02/22	03/03/22	49,767,578.13	1.66	281,767.96	49,871,952.77	47,195,310.00

Managed Account Detail of Securities Held

For the Month Ending **June 30, 2023**

SAN BERNARDINO COUNTY - 76990800

Security Type/Description	CUSIP	Par	S&P Rating	Moody's Rating	Trade Date	Settle Date	Original Cost	YTM at Cost	Accrued Interest	Amortized Cost	Market Value
U.S. Treasury Bond / Note											
US TREASURY N/B NOTES DTD 03/15/2022 1.750% 03/15/2025	91282CED9	100,000,000.00	AA+	Aaa	05/02/23	05/03/23	95,890,625.00	4.06	513,586.96	96,246,128.12	94,578,120.00
US TREASURY NOTES DTD 05/15/2015 2.125% 05/15/2025	912828XB1	50,000,000.00	AA+	Aaa	12/09/19	12/10/19	51,109,375.00	1.70	135,699.73	50,382,658.85	47,468,750.00
US TREASURY N/B NOTES DTD 05/15/2022 2.750% 05/15/2025	91282CE00	50,000,000.00	AA+	Aaa	06/09/22	06/10/22	49,652,343.75	3.00	175,611.41	49,777,759.93	48,023,440.00
US TREASURY NOTES DTD 05/31/2020 0.250% 05/31/2025	912828ZT0	50,000,000.00	AA+	Aaa	11/22/21	11/24/21	48,667,968.75	1.02	10,587.43	49,273,814.74	45,750,000.00
US TREASURY N/B NOTES DTD 06/15/2022 2.875% 06/15/2025	91282CEU1	25,000,000.00	AA+	Aaa	04/17/23	04/18/23	24,354,492.19	4.14	31,420.77	24,415,034.11	24,046,875.00
US TREASURY N/B NOTES DTD 06/15/2022 2.875% 06/15/2025	91282CEU1	25,000,000.00	AA+	Aaa	04/18/23	04/19/23	24,353,515.63	4.14	31,420.77	24,413,405.68	24,046,875.00
US TREASURY NOTES DTD 06/30/2020 0.250% 06/30/2025	912828ZW3	50,000,000.00	AA+	Aaa	11/22/21	11/24/21	48,605,468.75	1.04	339.67	49,225,260.42	45,664,060.00
US TREASURY NOTES DTD 06/30/2020 0.250% 06/30/2025	912828ZW3	50,000,000.00	AA+	Aaa	01/24/22	01/25/22	48,166,015.63	1.35	339.67	48,930,664.07	45,664,060.00
US TREASURY NOTES DTD 06/30/2020 0.250% 06/30/2025	912828ZW3	50,000,000.00	AA+	Aaa	06/09/22	06/10/22	45,994,140.63	3.01	339.67	47,379,679.80	45,664,060.00
US TREASURY NOTES DTD 06/30/2020 0.250% 06/30/2025	912828ZW3	75,000,000.00	AA+	Aaa	01/26/22	01/27/22	72,058,593.75	1.43	509.51	73,282,218.75	68,496,090.00
US TREASURY NOTES DTD 06/30/2020 0.250% 06/30/2025	912828ZW3	75,000,000.00	AA+	Aaa	01/31/22	02/01/22	71,976,562.50	1.47	509.51	73,227,221.39	68,496,090.00
US TREASURY N/B NOTES DTD 07/15/2022 3.000% 07/15/2025	91282CEY3	50,000,000.00	AA+	Aaa	04/10/23	04/11/23	49,005,859.38	3.93	691,988.95	49,103,347.75	48,187,500.00
US TREASURY NOTES DTD 07/31/2020 0.250% 07/31/2025	91282CAB7	50,000,000.00	AA+	Aaa	11/22/21	11/24/21	48,470,703.13	1.10	52,140.89	49,134,724.97	45,484,375.00
US TREASURY NOTES DTD 07/31/2020 0.250% 07/31/2025	91282CAB7	50,000,000.00	AA+	Aaa	11/22/21	11/24/21	48,482,421.88	1.09	52,140.89	49,141,355.43	45,484,375.00

Managed Account Detail of Securities Held

For the Month Ending **June 30, 2023**

SAN BERNARDINO COUNTY - 76990800

Security Type/Description	CUSIP	Par	S&P Rating	Moody's Rating	Trade Date	Settle Date	Original Cost	YTM at Cost	Accrued Interest	Amortized Cost	Market Value
U.S. Treasury Bond / Note											
US TREASURY NOTES DTD 08/31/2020 0.250% 08/31/2025	91282CAJ0	50,000,000.00	AA+	Aaa	01/18/22	01/19/22	47,859,375.00	1.47	41,779.89	48,715,625.00	45,359,375.00
US TREASURY NOTES DTD 08/31/2020 0.250% 08/31/2025	91282CAJ0	50,000,000.00	AA+	Aaa	06/27/22	06/28/22	45,480,468.75	3.27	41,779.89	46,914,251.08	45,359,375.00
US TREASURY NOTES DTD 08/31/2020 0.250% 08/31/2025	91282CAJ0	75,000,000.00	AA+	Aaa	03/10/22	03/11/22	70,769,531.25	1.94	62,669.84	72,359,707.45	68,039,062.50
US TREASURY NOTES DTD 09/30/2020 0.250% 09/30/2025	91282CAM3	50,000,000.00	AA+	Aaa	03/14/22	03/15/22	46,951,171.88	2.04	31,420.77	48,064,759.29	45,281,250.00
US TREASURY NOTES DTD 10/31/2020 0.250% 10/31/2025	91282CAT8	50,000,000.00	AA+	Aaa	04/05/22	04/06/22	45,789,062.50	2.75	21,059.79	47,245,452.69	45,125,000.00
US TREASURY NOTES DTD 10/31/2020 0.250% 10/31/2025	91282CAT8	50,000,000.00	AA+	Aaa	09/27/22	09/28/22	44,087,890.63	4.38	21,059.79	45,533,189.29	45,125,000.00
US TREASURY NOTES DTD 01/31/2021 0.375% 01/31/2026	91282CBH3	50,000,000.00	AA+	Aaa	10/05/22	10/06/22	44,132,812.50	4.20	78,211.33	45,429,107.84	44,882,810.00
US TREASURY NOTES DTD 01/31/2021 0.375% 01/31/2026	91282CBH3	50,000,000.00	AA+	Aaa	10/11/22	10/12/22	43,957,031.25	4.34	78,211.33	45,268,761.00	44,882,810.00
US TREASURY NOTES DTD 01/31/2021 0.375% 01/31/2026	91282CBH3	50,000,000.00	AA+	Aaa	01/03/23	01/04/23	44,566,406.25	4.18	78,211.33	45,427,652.63	44,882,810.00
US TREASURY NOTES DTD 02/28/2021 0.500% 02/28/2026	91282CBO3	50,000,000.00	AA+	Aaa	10/24/22	10/25/22	43,773,437.50	4.55	83,559.78	45,042,188.78	44,914,060.00
US TREASURY N/B NOTES DTD 05/31/2021 0.750% 05/31/2026	91282CCF6	50,000,000.00	AA+	Aaa	09/29/22	09/30/22	44,224,609.38	4.18	31,762.30	45,406,429.42	44,906,250.00
US TREASURY NOTES DTD 05/31/2019 2.125% 05/31/2026	9128286X3	50,000,000.00	AA+	Aaa	11/01/22	11/02/22	46,298,828.13	4.38	89,993.17	46,981,816.20	46,765,625.00
US TREASURY N/B NOTES DTD 06/30/2021 0.875% 06/30/2026	91282CCJ8	50,000,000.00	AA+	Aaa	02/10/23	02/13/23	44,972,656.25	4.09	1,188.86	45,535,327.33	45,046,875.00
US TREASURY N/B NOTES DTD 06/30/2021 0.875% 06/30/2026	91282CCJ8	50,000,000.00	AA+	Aaa	02/14/23	02/15/23	44,855,468.75	4.18	1,188.86	45,423,832.88	45,046,875.00

Managed Account Detail of Securities Held

For the Month Ending **June 30, 2023**

SAN BERNARDINO COUNTY - 76990800

Security Type/Description Dated Date/Coupon/Maturity	CUSIP	Par	S&P Rating	Moody's Rating	Trade Date	Settle Date	Original Cost	YTM at Cost	Accrued Interest	Amortized Cost	Market Value
U.S. Treasury Bond / Note											
US TREASURY NOTES DTD 05/15/2017 2.375% 05/15/2027	912828X88	50,000,000.00	AA+	Aaa	09/27/22	09/28/22	46,058,593.75	4.27	151,664.40	46,702,279.03	46,562,500.00
US TREASURY NOTES DTD 05/15/2017 2.375% 05/15/2027	912828X88	50,000,000.00	AA+	Aaa	10/27/22	10/31/22	46,332,031.25	4.16	151,664.40	46,869,940.97	46,562,500.00
US TREASURY NOTES DTD 06/30/2020 0.500% 06/30/2027	912828ZV5	50,000,000.00	AA+	Aaa	11/01/22	11/02/22	42,123,046.88	4.26	679.35	43,239,064.34	43,101,560.00
US TREASURY NOTES DTD 07/31/2020 0.375% 07/31/2027	91282CAD3	50,000,000.00	AA+	Aaa	09/26/22	09/27/22	41,859,375.00	4.12	78,211.33	43,134,800.98	42,765,625.00
US TREASURY NOTES DTD 08/15/2017 2.250% 08/15/2027	9128282R0	50,000,000.00	AA+	Aaa	11/03/22	11/04/22	45,289,062.50	4.46	422,651.93	45,934,285.46	46,218,750.00
Security Type Sub-Total		3,425,000,000.00					3,285,446,289.18	2.58	8,937,245.90	3,324,840,635.10	3,218,527,322.50
U.S. Treasury Bill											
US TREASURY BILL DTD 11/03/2022 0.000% 11/02/2023	912796YT0	25,000,000.00	A-1+	P-1	06/02/23	06/05/23	24,455,208.33	5.35	0.00	24,549,638.89	24,556,480.00
Security Type Sub-Total		25,000,000.00					24,455,208.33	5.35	0.00	24,549,638.89	24,556,480.00
Supra-National Agency Bond / Note											
INTER-AMERICAN DEVELOPMENT BANK NOTE DTD 10/04/2013 3.000% 10/04/2023	4581X0CC0	25,000,000.00	AAA	Aaa	03/14/19	03/21/19	25,480,000.00	2.55	181,250.00	25,027,503.02	24,846,625.00
INTL BK RECON & DEVELOP NOTES DTD 11/24/2020 0.250% 11/24/2023	459058JM6	25,000,000.00	AAA	Aaa	11/17/20	11/24/20	24,946,250.00	0.32	6,423.61	24,992,833.33	24,499,725.00
INTL BK RECON & DEVELOP NOTES DTD 03/29/2022 2.250% 03/28/2024	45906M3C3	13,000,000.00	AAA	Aaa	03/22/22	03/29/22	12,989,860.00	2.29	75,562.50	12,996,235.70	12,685,101.00
INTL BANK OF RECON AND DEV SN (FLOATER) DTD 06/16/2020 5.450% 06/17/2024	45906M2B6	10,000,000.00	AAA	Aaa	06/09/20	06/16/20	10,000,000.00	0.48	16,630.56	10,000,000.00	10,025,020.00

Managed Account Detail of Securities Held

For the Month Ending **June 30, 2023**

SAN BERNARDINO COUNTY - 76990800

Security Type/Description Dated Date/Coupon/Maturity	CUSIP	Par	S&P Rating	Moody's Rating	Trade Date	Settle Date	Original Cost	YTM at Cost	Accrued Interest	Amortized Cost	Market Value
Supra-National Agency Bond / Note											
INTER-AMERICAN DEVEL BK NOTES DTD 07/01/2022 3.250% 07/01/2024	4581X0EE4	60,000,000.00	AAA	Aaa	06/22/22	07/01/22	59,994,000.00	3.26	975,000.00	59,996,995.90	58,680,360.00
INTL FINANCE CORP CORPORATE NOTES DTD 09/15/2022 3.625% 09/15/2025	45950KDA5	20,000,000.00	AAA	Aaa	09/07/22	09/15/22	19,992,200.00	3.64	213,472.22	19,994,256.75	19,520,840.00
INTER-AMERICAN DEVEL BK NOTES DTD 07/06/2023 4.500% 05/15/2026	4581X0EK0	15,000,000.00	AAA	Aaa	06/27/23	07/06/23	14,988,450.00	4.53	0.00	14,988,450.00	14,946,900.00
Security Type Sub-Total		168,000,000.00					168,390,760.00	2.63	1,468,338.89	167,996,274.70	165,204,571.00
Repurchase Agreement											
CANTOR FITZGERALD REPO AGRMT DTD 06/27/2023 5.020% 07/03/2023	RE1365015	100,000,000.00	NA	NA	06/27/23	06/27/23	100,000,000.00	5.02	55,777.78	100,000,000.00	99,998,565.80
Security Type Sub-Total		100,000,000.00					100,000,000.00	5.02	55,777.78	100,000,000.00	99,998,565.80
Money Market Mutual Fund											
NORTHERN TRUST INST GOVT SELECT 848	665278701	1,000,000.00	AAAm	NR	02/28/22	02/28/22	1,000,000.00	4.98	0.00	1,000,000.00	1,000,000.00
FEDERATED GOVT OBLIGATIONS FUND	608919718	1,000,000.00	AAAm	NR	02/28/23	02/28/23	1,000,000.00	4.92	0.00	1,000,000.00	1,000,000.00
FIDELITY GOV'T MM FUND 2642	31607A703	301,000,000.00	AAA	AAA	06/30/23	06/30/23	301,000,000.00	4.99	0.00	301,000,000.00	301,000,000.00
MORGAN STANLEY LIQ GOVT-INST FUND	61747C707	326,000,000.00	NR	NR	06/30/23	06/30/23	326,000,000.00	5.02	0.00	326,000,000.00	326,000,000.00
Security Type Sub-Total		629,000,000.00					629,000,000.00	5.01	0.00	629,000,000.00	629,000,000.00
Joint Powers Authority											
INVESTMENT TRUST OF CALIFORNIA	CALTRUST3	10,000,000.00	AAAm	NR	08/26/21	08/26/21	10,000,000.00	5.11	0.00	10,000,000.00	10,000,000.00
CALIFORNIA ASSET MANAGEMENT PROGRAM	CAMPMF025	15,000,000.00	AAAm	NR	05/25/23	05/25/23	15,000,000.00	5.27	0.00	15,000,000.00	15,000,000.00
CALIFORNIA ASSET MANAGEMENT PROGRAM	CAMPMF025	19,000,000.00	AAAm	NR	04/12/23	04/12/23	19,000,000.00	5.27	0.00	19,000,000.00	19,000,000.00
CALIFORNIA ASSET MANAGEMENT PROGRAM	CAMPMF025	19,000,000.00	AAAm	NR	05/16/23	05/16/23	19,000,000.00	5.27	0.00	19,000,000.00	19,000,000.00

Managed Account Detail of Securities Held

For the Month Ending **June 30, 2023**

SAN BERNARDINO COUNTY - 76990800

Security Type/Description	CUSIP	Par	S&P Rating	Moody's Rating	Trade Date	Settle Date	Original Cost	YTM at Cost	Accrued Interest	Amortized Cost	Market Value
Joint Powers Authority											
CALIFORNIA ASSET MANAGEMENT PROGRAM	CAMPMF025	22,000,000.00	AAAm	NR	06/01/23	06/01/23	22,000,000.00	5.27	0.00	22,000,000.00	22,000,000.00
CALIFORNIA ASSET MANAGEMENT PROGRAM	CAMPMF025	33,000,000.00	AAAm	NR	06/27/23	06/27/23	33,000,000.00	5.27	0.00	33,000,000.00	33,000,000.00
CALIFORNIA ASSET MANAGEMENT PROGRAM	CAMPMF025	37,000,000.00	AAAm	NR	12/08/22	12/08/22	37,000,000.00	5.27	0.00	37,000,000.00	37,000,000.00
CALIFORNIA ASSET MANAGEMENT PROGRAM	CAMPMF025	39,000,000.00	AAAm	NR	02/27/23	02/27/23	39,000,000.00	5.27	0.00	39,000,000.00	39,000,000.00
CALIFORNIA ASSET MANAGEMENT PROGRAM	CAMPMF025	40,000,000.00	AAAm	NR	12/27/22	12/27/22	40,000,000.00	5.27	0.00	40,000,000.00	40,000,000.00
CALIFORNIA ASSET MANAGEMENT PROGRAM	CAMPMF025	56,000,000.00	AAAm	NR	06/27/23	06/27/23	56,000,000.00	5.27	0.00	56,000,000.00	56,000,000.00
CALIFORNIA ASSET MANAGEMENT PROGRAM	CAMPMF025	75,000,000.00	AAAm	NR	06/26/23	06/26/23	75,000,000.00	5.27	0.00	75,000,000.00	75,000,000.00
CALIFORNIA ASSET MANAGEMENT PROGRAM	CAMPMF025	99,000,000.00	AAAm	NR	02/27/23	02/27/23	99,000,000.00	5.27	0.00	99,000,000.00	99,000,000.00
CALIFORNIA ASSET MANAGEMENT PROGRAM	CAMPMF025	150,000,000.00	AAAm	NR	06/30/23	06/30/23	150,000,000.00	5.27	0.00	150,000,000.00	150,000,000.00
Security Type Sub-Total		614,000,000.00					614,000,000.00	5.27	0.00	614,000,000.00	614,000,000.00
Federally Insured Cash Account											
STONECASTLE FICA	FICAMF003	22,169.05	NR	NR	08/30/19	08/30/19	22,169.05	5.06	0.00	22,169.05	22,169.05
Security Type Sub-Total		22,169.05					22,169.05	5.06	0.00	22,169.05	22,169.05
Federal Agency Mortgage-Backed Security											
FR WN1252 DTD 06/01/2023 4.500% 03/01/2028	3132XFMA3	9,786,000.00	AA+	Aaa	06/15/23	06/21/23	9,642,268.13	4.85	36,194.79	9,643,106.22	9,709,305.45

Managed Account Detail of Securities Held

For the Month Ending **June 30, 2023**

SAN BERNARDINO COUNTY - 76990800

Security Type/Description Dated Date/Coupon/Maturity	CUSIP	Par	S&P Rating	Moody's Rating	Trade Date	Settle Date	Original Cost	YTM at Cost	Accrued Interest	Amortized Cost	Market Value
Federal Agency Mortgage-Backed Security											
FR WN1245 DTD 06/01/2023 4.350% 03/01/2028	3132XFL30	25,000,000.00	AA+	Aaa	06/06/23	06/09/23	24,512,695.31	4.81	89,383.56	24,518,903.01	24,643,853.00
FR WN1250 DTD 06/01/2023 4.400% 05/01/2028	3132XFL89	75,000,000.00	AA+	Aaa	06/15/23	06/21/23	73,848,632.81	4.75	271,232.88	73,855,115.73	74,132,417.25

Security Type Sub-Total		109,786,000.00					108,003,596.25	4.78	396,811.23	108,017,124.96	108,485,575.70
--------------------------------	--	-----------------------	--	--	--	--	-----------------------	-------------	-------------------	-----------------------	-----------------------

Federal Agency Discount Note											
FED FARM CRD DISCOUNT NT DISC NOTES DTD 12/29/2022 0.000% 09/01/2023	313312LD0	75,000,000.00	A-1+	P-1	12/28/22	12/29/22	72,622,000.00	4.79	0.00	74,400,666.67	74,292,733.13
FED HOME LN DISCOUNT NT DISC NOTES DTD 12/21/2022 0.000% 12/21/2023	313384OU6	50,000,000.00	A-1+	P-1	05/08/23	05/09/23	48,496,472.22	4.94	0.00	48,849,069.44	48,682,331.55
FED HOME LN DISCOUNT NT DISC NOTES DTD 01/09/2023 0.000% 01/08/2024	313384RN1	44,538,000.00	A-1+	P-1	06/01/23	06/01/23	43,153,158.93	5.23	0.00	43,341,146.41	43,239,657.22

Security Type Sub-Total		169,538,000.00					164,271,631.15	4.95	0.00	166,590,882.52	166,214,721.90
--------------------------------	--	-----------------------	--	--	--	--	-----------------------	-------------	-------------	-----------------------	-----------------------

Federal Agency Commercial Mortgage-Backed Security											
FHMS K033 A2 DTD 10/01/2013 3.060% 07/01/2023	3137B4WB8	148,820.48	AA+	Aaa	12/01/20	12/04/20	158,319.41	0.56	379.49	148,820.48	148,820.48
FHMS K034 A2 DTD 11/01/2013 3.531% 07/01/2023	3137B5JM6	10,304,186.00	AA+	Aaa	05/17/22	05/20/22	10,399,177.71	2.69	30,320.07	10,304,186.00	10,304,186.00
FHLMC MULTIFAMILY STRUCTURED P DTD 11/01/2016 2.454% 08/01/2023	3137BSPW7	12,273,670.16	AA+	Aaa	07/29/22	07/29/22	12,245,862.63	2.68	25,099.66	12,271,327.68	12,199,647.90
FHLMC SERIES K037 A2 DTD 03/01/2014 3.490% 01/01/2024	3137B7YY9	55,619,424.69	AA+	Aaa	04/27/22	05/02/22	56,258,179.02	2.78	161,759.83	55,812,414.50	55,012,679.06
FHMS K039 A2 DTD 09/01/2014 3.303% 07/01/2024	3137BDCW4	25,000,000.00	AA+	Aaa	07/19/22	07/22/22	24,858,398.44	3.61	68,812.50	24,927,005.39	24,428,076.25
FHMS KMP1 A2 DTD 09/01/2017 2.982% 08/01/2024	3137FATE8	50,000,000.00	AA+	Aaa	02/24/21	03/01/21	54,023,437.50	0.60	124,250.00	51,278,866.84	48,448,196.00

Managed Account Detail of Securities Held

For the Month Ending **June 30, 2023**

SAN BERNARDINO COUNTY - 76990800

Security Type/Description	Dated Date/Coupon/Maturity	CUSIP	Par	S&P Rating	Moody's Rating	Trade Date	Settle Date	Original Cost	YTM at Cost	Accrued Interest	Amortized Cost	Market Value
Federal Agency Commercial Mortgage-Backed Security												
FHMS K729 A2 DTD 12/01/2017 3.136% 10/01/2024		3137FCM43	16,500,000.00	AA+	Aaa	01/27/21	01/29/21	17,969,531.25	0.68	43,120.00	17,001,898.07	16,006,999.31
FHMS K042 A2 DTD 01/28/2015 2.670% 12/01/2024		3137BFXT3	65,470,000.00	AA+	Aaa	06/23/22	06/28/22	64,406,112.50	3.37	145,670.75	64,847,499.87	62,920,001.77
FHMS K045 A2 DTD 05/01/2015 3.023% 01/01/2025		3137BHXJ1	22,573,806.50	AA+	Aaa	12/14/20	12/17/20	24,800,324.51	0.55	56,867.18	23,403,471.07	21,756,140.11
FHMS K046 A2 DTD 06/17/2015 3.205% 03/01/2025		3137BJP64	50,000,000.00	AA+	Aaa	10/11/22	10/14/22	48,373,046.88	4.65	133,541.67	48,859,822.27	48,229,202.00
FHMS K732 AM DTD 06/28/2018 3.700% 05/01/2025		3137FG7G4	25,000,000.00	AA+	Aaa	03/02/22	03/07/22	26,244,140.63	2.07	77,083.33	25,724,217.40	24,237,182.25
FHMS K047 A2 DTD 07/30/2015 3.329% 05/01/2025		3137BKRJ1	75,000,000.00	AA+	Aaa	05/26/22	06/01/22	75,708,984.38	2.99	208,062.50	75,446,027.73	72,406,776.00
FHMS KJ32 A1 DTD 11/01/2020 0.516% 06/01/2025		3137F72U8	446,771.25	AA+	Aaa	11/19/20	11/30/20	446,769.44	0.52	192.11	446,770.48	425,425.34
FHLMC SERIES K049 A2 DTD 10/01/2015 3.010% 07/01/2025		3137BLMZ8	10,000,000.00	AA+	Aaa	04/27/22	05/02/22	10,024,218.75	2.93	25,083.33	10,015,314.80	9,579,496.70
FHMS K733 A2 DTD 11/09/2018 3.750% 08/01/2025		3137FJXO7	3,318,488.62	AA+	Aaa	10/28/21	11/02/21	3,602,504.57	1.40	10,370.28	3,476,690.49	3,219,985.92
FHMS K050 A2 DTD 11/01/2015 3.334% 08/01/2025		3137BLW95	30,000,000.00	AA+	Aaa	03/17/22	03/21/22	30,856,640.63	2.45	83,350.00	30,531,131.13	28,892,412.90
FHMS K052 A1 DTD 12/01/2015 3.308% 09/01/2025		3137BM7C4	50,000,000.00	AA+	Aaa	05/16/22	05/19/22	50,433,593.75	3.03	137,833.33	50,286,294.62	48,088,569.50
FHMS K726 A1 DTD 06/01/2017 2.700% 10/01/2025		3137BYLE8	25,000,000.00	AA+	Aaa	04/27/21	04/30/21	26,863,281.25	0.98	56,250.00	25,949,523.51	23,703,936.75
FHMS KJ23 A1 DTD 01/29/2019 3.683% 10/01/2025		3137FKSO0	60,000,000.00	AA+	Aaa	06/10/21	06/15/21	65,231,250.00	1.58	184,150.00	62,743,989.01	58,102,627.80
FRESB 2021-SB82 A5 DTD 01/01/2021 0.670% 11/01/2025		30318CAA5	1,119,725.59	AA+	Aaa	01/13/21	01/22/21	1,125,216.72	0.57	625.18	1,122,414.48	1,119,725.59

Managed Account Detail of Securities Held

For the Month Ending **June 30, 2023**

SAN BERNARDINO COUNTY - 76990800

Security Type/Description	CUSIP	Par	S&P Rating	Moody's Rating	Trade Date	Settle Date	Original Cost	YTM at Cost	Accrued Interest	Amortized Cost	Market Value
Federal Agency Commercial Mortgage-Backed Security											
FRESB 2021-SB82 A5 DTD 01/01/2021 0.670% 11/01/2025	30318CAA5	2,612,693.13	AA+	Aaa	01/13/21	01/22/21	2,625,505.80	0.57	1,458.75	2,618,967.22	2,612,693.13
FHMS K053 A2 DTD 03/29/2016 2.995% 12/01/2025	3137BN6G4	59,300,000.00	AA+	Aaa	04/04/23	04/06/23	57,504,785.16	4.20	148,002.92	57,663,948.54	56,512,802.75
FRESB 2021-SB83 DTD 02/01/2021 0.670% 01/01/2026	30318NAA1	3,434,125.94	AA+	Aaa	02/10/21	02/19/21	3,450,252.59	0.57	1,917.39	3,442,429.76	3,434,125.94
FHMS K055 A2 DTD 06/22/2016 2.673% 03/01/2026	3137BPW21	83,500,000.00	AA+	Aaa	06/23/22	06/28/22	81,239,628.91	3.46	185,996.25	81,859,462.41	78,673,113.00
FHMS KJ34 A1 DTD 07/01/2021 0.681% 06/01/2026	3137H1LS3	3,755,810.89	AA+	Aaa	07/20/21	07/29/21	3,755,765.82	0.68	2,131.42	3,755,783.72	3,457,315.83
FHMS K736 A2 DTD 09/01/2019 2.282% 07/01/2026	3137FNWX4	15,000,000.00	AA+	Aaa	12/08/21	12/13/21	15,558,984.38	1.44	28,525.00	15,368,842.19	13,944,132.45
FHMS KJ21 A2 DTD 09/01/2018 3.700% 09/01/2026	3137FHGE7	9,948,221.09	AA+	Aaa	12/01/22	12/06/22	9,747,702.27	4.28	30,673.68	9,778,110.62	9,634,118.34
FHMS K729 A2 DTD 01/01/2020 2.525% 10/01/2026	3137FOXJ7	8,250,000.00	AA+	Aaa	06/28/21	06/30/21	8,815,898.44	1.18	17,359.38	8,600,332.12	7,681,482.11
FHMS KJ36 A1 DTD 12/01/2021 1.298% 12/01/2026	3137H4RZ5	1,348,415.35	AA+	Aaa	12/07/21	12/16/21	1,348,409.96	1.30	1,458.54	1,348,411.63	1,238,630.45
FHMS K062 A2 DTD 02/01/2017 3.413% 12/01/2026	3137BUX60	10,000,000.00	AA+	Aaa	01/20/22	01/25/22	10,750,000.00	1.80	28,441.67	10,528,938.45	9,555,682.50
FHMS K062 A2 DTD 02/01/2017 3.413% 12/01/2026	3137BUX60	18,867,855.00	AA+	Aaa	01/20/22	01/25/22	20,306,528.94	1.77	53,663.32	19,882,481.62	18,029,523.18
FRESB 2022-SB97 DTD 04/01/2022 1.780% 02/01/2027	30311SAA7	21,691,617.07	AA+	Aaa	04/13/22	04/22/22	20,831,934.91	2.66	32,175.90	21,046,116.89	19,532,236.11
FHLMC MULTIFAMILY STRUCTURED P DTD 07/01/2017 3.243% 04/01/2027	3137F1G44	5,000,000.00	AA+	Aaa	04/10/23	04/13/23	4,834,375.00	4.15	13,512.50	4,843,404.93	4,739,916.20
FHMS KJ39 A1 DTD 04/01/2022 2.750% 04/01/2027	3137H73W1	38,090,160.25	AA+	Aaa	04/13/22	04/21/22	38,083,875.37	2.75	87,289.95	38,085,392.65	36,112,529.03

Managed Account Detail of Securities Held

For the Month Ending **June 30, 2023**

SAN BERNARDINO COUNTY - 76990800

Security Type/Description	Dated Date/Coupon/Maturity	CUSIP	Par	S&P Rating	Moody's Rating	Trade Date	Settle Date	Original Cost	YTM at Cost	Accrued Interest	Amortized Cost	Market Value
Federal Agency Commercial Mortgage-Backed Security												
FHLMC MULTIFAMILY STRUCTURED P DTD 07/01/2017 3.243% 04/01/2027		3137F1G44	50,000,000.00	AA+	Aaa	04/19/22	04/22/22	50,287,109.38	3.12	135,125.00	50,217,916.81	47,399,162.00
FRESB 2022-SB103 A5F DTD 10/01/2022 2.080% 06/01/2027		30329MAA0	8,463,240.43	AA+	Aaa	10/19/22	10/28/22	7,582,107.07	4.60	14,669.62	7,711,360.98	7,682,941.51
FHLMC MULTIFAMILY STRUCTURED P DTD 08/01/2017 3.117% 06/01/2027		3137F2LJ3	36,557,817.00	AA+	Aaa	02/15/22	02/18/22	38,105,812.06	2.27	94,958.93	37,706,174.14	34,472,956.14
FHMS K068 A2 DTD 10/27/2017 3.244% 08/01/2027		3137FBBX3	81,306,000.00	AA+	Aaa	06/29/22	06/30/22	79,984,777.50	3.59	219,797.22	80,245,039.84	76,890,442.70
FHMS K739 A2 DTD 11/01/2020 1.336% 09/01/2027		3137F64P9	12,000,000.00	AA+	Aaa	10/04/22	10/07/22	10,481,250.00	4.20	13,360.00	10,707,789.80	10,543,545.24
FHMS K740 A2 DTD 11/01/2020 1.470% 09/01/2027		3137F72B0	22,000,000.00	AA+	Aaa	10/04/22	10/07/22	19,243,125.00	4.31	26,950.00	19,654,346.02	19,326,610.60
FRESB 2022-SB104 A5F DTD 11/01/2022 2.600% 09/01/2027		30329QAA1	25,861,996.03	AA+	Aaa	11/08/22	11/18/22	23,607,812.72	4.63	56,034.32	23,897,967.89	23,719,888.28
FHMS KGX1 AFX DTD 12/01/2017 3.000% 10/01/2027		3137FCKD5	70,500,000.00	AA+	Aaa	01/04/23	01/09/23	66,468,281.25	4.34	176,250.00	66,872,387.47	66,137,066.61
FHMS K072 A2 DTD 01/01/2018 3.444% 12/01/2027		3137FEBO2	12,923,000.00	AA+	Aaa	03/28/23	03/31/23	12,499,973.67	4.22	37,089.01	12,522,786.34	12,302,901.48
FRESB 2023-SB105 A5 DTD 05/01/2023 3.740% 04/01/2028		30332AAA1	33,490,084.23	AA+	Aaa	05/18/23	05/25/23	32,653,535.42	4.31	104,377.43	32,670,993.01	31,792,692.89
FRESB 2023-SB106 A5F DTD 06/01/2023 3.960% 05/01/2028		35802AAE3	14,000,000.00	AA+	Aaa	06/22/23	06/29/23	13,586,860.00	4.64	46,200.00	13,587,327.35	13,587,109.38
FHMS K079 AM DTD 08/01/2018 3.930% 06/01/2028		3137FGZU2	11,350,000.00	AA+	Aaa	04/12/23	04/17/23	11,269,308.59	4.08	37,171.25	11,272,541.42	11,003,319.70
FHMS K079 A2 DTD 08/01/2018 3.926% 06/01/2028		3137FGZT5	100,000,000.00	AA+	Aaa	05/24/23	05/30/23	98,417,968.75	4.28	327,166.67	98,445,647.81	97,140,081.00
FHMS K747 A2 DTD 01/01/2022 2.050% 11/01/2028		3137H5DX2	34,000,000.00	AA+	Aaa	05/30/23	06/02/23	30,287,890.63	4.32	58,083.33	30,342,287.38	29,942,374.38

Managed Account Detail of Securities Held

For the Month Ending **June 30, 2023**

SAN BERNARDINO COUNTY - 76990800

Security Type/Description	CUSIP	Par	S&P Rating	Moody's Rating	Trade Date	Settle Date	Original Cost	YTM at Cost	Accrued Interest	Amortized Cost	Market Value
Security Type Sub-Total		1,381,025,929.70					1,377,358,449.56	3.14	3,552,660.66	1,369,274,874.83	1,316,329,480.56
Federal Agency Bond / Note											
FEDERAL HOME LOAN BANKS NOTES DTD 12/16/2022 4.730% 07/03/2023	3130AUBJ2	50,000,000.00	AA+	Aaa	12/15/22	12/16/22	50,000,000.00	4.73	1,169,361.11	50,000,000.00	49,999,050.00
FEDERAL HOME LOAN BANK NOTES DTD 12/12/2022 4.800% 07/03/2023	3130AU6Y5	75,000,000.00	AA+	Aaa	12/08/22	12/12/22	75,000,000.00	4.81	1,780,000.00	75,000,000.00	74,998,725.00
FEDERAL HOME LOAN BANKS NOTES DTD 12/07/2022 4.800% 07/03/2023	3130AU4Z4	150,000,000.00	AA+	Aaa	12/05/22	12/07/22	150,000,000.00	4.81	3,560,000.00	150,000,000.00	149,997,450.00
FANNIE MAE NOTES DTD 07/10/2020 0.250% 07/10/2023	3135G05G4	50,000,000.00	AA+	Aaa	07/08/20	07/10/20	49,892,500.00	0.32	59,375.00	49,999,116.44	49,950,900.00
FEDERAL HOME LOAN BANKS NOTES DTD 12/07/2022 4.860% 08/01/2023	3130AU4C5	100,000,000.00	AA+	Aaa	12/02/22	12/07/22	100,000,000.00	4.87	2,025,000.00	100,000,000.00	99,956,100.00
FEDERAL HOME LOAN BANKS NOTES DTD 12/19/2022 4.780% 08/01/2023	3130AUBU7	100,000,000.00	AA+	Aaa	12/15/22	12/19/22	100,000,000.00	4.79	1,991,666.67	100,000,000.00	99,950,000.00
FEDERAL HOME LOAN BANKS NOTES DTD 12/27/2022 4.820% 08/01/2023	3130AUD27	100,000,000.00	AA+	Aaa	12/20/22	12/27/22	100,000,000.00	4.83	2,008,333.33	100,000,000.00	99,953,100.00
FEDERAL FARM CREDIT BANKS NOTES DTD 08/14/2019 1.600% 08/14/2023	3133EKZK5	10,000,000.00	AA+	Aaa	08/28/19	08/29/19	10,047,100.00	1.48	60,888.89	10,001,433.20	9,957,430.00
FREDDIE MAC NOTES DTD 08/21/2020 0.250% 08/24/2023	3137EAEV7	45,000,000.00	AA+	Aaa	08/19/20	08/21/20	44,954,100.00	0.28	39,687.50	44,997,742.62	44,678,430.00
FEDERAL HOME LOAN BANK NOTES DTD 09/10/2021 0.125% 08/28/2023	3130ANYM6	50,000,000.00	AA+	Aaa	09/09/21	09/10/21	49,894,000.00	0.23	21,242.98	49,991,425.38	49,605,950.00
FEDERAL HOME LOAN BANKS NOTES DTD 12/01/2022 4.860% 09/01/2023	3130AU2L7	100,000,000.00	AA+	Aaa	11/29/22	12/01/22	100,000,000.00	4.87	1,620,000.00	100,000,000.00	99,900,300.00
FREDDIE MAC NOTES DTD 09/04/2020 0.250% 09/08/2023	3137EAEW5	32,000,000.00	AA+	Aaa	09/03/20	09/04/20	31,989,440.00	0.26	25,111.11	31,999,337.00	31,705,344.00
FREDDIE MAC NOTES DTD 10/16/2020 0.125% 10/16/2023	3137EAEY1	64,000,000.00	AA+	Aaa	10/14/20	10/16/20	63,761,280.00	0.25	16,666.67	63,976,673.02	63,047,552.00
FREDDIE MAC NOTES DTD 11/05/2020 0.250% 11/06/2023	3137EAEZ8	75,000,000.00	AA+	Aaa	11/03/20	11/05/20	74,932,500.00	0.28	28,645.83	74,992,116.79	73,702,350.00

Managed Account Detail of Securities Held

For the Month Ending **June 30, 2023**

SAN BERNARDINO COUNTY - 76990800

Security Type/Description	CUSIP	Par	S&P Rating	Moody's Rating	Trade Date	Settle Date	Original Cost	YTM at Cost	Accrued Interest	Amortized Cost	Market Value
Federal Agency Bond / Note											
FEDERAL HOME LOAN BANK NOTES DTD 11/12/2021 0.500% 11/09/2023	3130APU29	35,000,000.00	AA+	Aaa	11/10/21	11/12/21	34,983,900.00	0.52	25,277.78	34,997,098.90	34,409,760.00
FANNIE MAE NOTES DTD 11/25/2020 0.250% 11/27/2023	3135G06H1	50,000,000.00	AA+	Aaa	11/23/20	11/25/20	49,943,000.00	0.29	11,805.56	49,992,257.98	48,988,550.00
FREDDIE MAC NOTES DTD 12/04/2020 0.250% 12/04/2023	3137EAFA2	62,000,000.00	AA+	Aaa	12/02/20	12/04/20	61,938,620.00	0.28	11,625.00	61,991,255.45	60,662,164.00
FEDERAL HOME LOAN BANK NOTES DTD 04/17/2023 4.860% 02/01/2024	3130AVQJ4	100,000,000.00	AA+	Aaa	04/14/23	04/17/23	100,000,000.00	4.87	999,000.00	100,000,000.00	99,650,800.00
FEDERAL HOME LOAN BANK NOTES DTD 04/20/2023 4.950% 02/01/2024	3130AVR95	100,000,000.00	AA+	Aaa	04/17/23	04/20/23	100,000,000.00	4.96	976,250.00	100,000,000.00	99,701,400.00
FEDERAL HOME LOAN BANK NOTES DTD 04/18/2023 4.910% 02/01/2024	3130AVR38	100,000,000.00	AA+	Aaa	04/17/23	04/18/23	100,000,000.00	4.92	995,638.89	100,000,000.00	99,678,900.00
FANNIE MAE NOTES DTD 02/08/2019 2.500% 02/05/2024	3135G0V34	100,000,000.00	AA+	Aaa	02/07/19	02/08/19	99,628,000.00	2.58	1,013,888.89	99,955,311.03	98,292,200.00
FHLB BONDS DTD 02/15/2019 2.500% 02/13/2024	3130AFW94	50,000,000.00	AA+	Aaa	02/14/19	02/15/19	49,823,000.00	2.58	479,166.67	49,977,972.04	49,114,250.00
FEDERAL HOME LOAN BANK NOTES DTD 03/25/2022 2.125% 02/28/2024	3130ARHG9	30,000,000.00	AA+	Aaa	03/24/22	03/25/22	29,965,800.00	2.19	217,812.50	29,988,260.43	29,367,180.00
FEDERAL HOME LOAN BANK NOTES DTD 06/05/2023 5.315% 03/01/2024	3130AWCT5	100,000,000.00	AA+	Aaa	05/31/23	06/05/23	100,000,000.00	5.33	383,861.11	100,000,000.00	99,891,200.00
FEDERAL HOME LOAN BANKS NOTES DTD 02/12/2014 3.250% 03/08/2024	3130A0XE5	50,000,000.00	AA+	Aaa	09/26/22	09/27/22	49,164,800.00	4.45	510,069.44	49,602,963.64	49,258,750.00
FHLMC (CALLABLE) NOTES DTD 04/29/2020 0.570% 04/29/2024	3134GVPP7	25,000,000.00	AA+	Aaa	04/27/20	04/29/20	25,000,000.00	0.57	24,541.67	25,000,000.00	24,025,625.00
FEDERAL FARM CREDIT BANK NOTES DTD 05/16/2022 2.625% 05/16/2024	3133ENWP1	40,000,000.00	AA+	Aaa	05/10/22	05/16/22	39,946,000.00	2.69	131,250.00	39,976,361.15	39,041,280.00
FHLMC (CALLABLE) NOTES DTD 05/20/2020 0.510% 05/20/2024	3134GVUY2	25,000,000.00	AA+	Aaa	05/12/20	05/20/20	25,000,000.00	0.51	14,520.83	25,000,000.00	23,945,475.00

Managed Account Detail of Securities Held

For the Month Ending **June 30, 2023**

SAN BERNARDINO COUNTY - 76990800

Security Type/Description	CUSIP	Par	S&P Rating	Moody's Rating	Trade Date	Settle Date	Original Cost	YTM at Cost	Accrued Interest	Amortized Cost	Market Value
Federal Agency Bond / Note											
FHLMC (CALLABLE) NOTES DTD 05/20/2020 0.500% 05/20/2024	3134GVXC7	25,000,000.00	AA+	Aaa	05/18/20	05/20/20	25,000,000.00	0.50	14,236.11	25,000,000.00	23,943,350.00
FEDERAL HOME LOAN BANK NOTES DTD 11/07/2022 4.875% 06/14/2024	3130ATVC8	50,000,000.00	AA+	Aaa	11/29/22	11/30/22	50,064,000.00	4.78	115,104.17	50,039,743.77	49,729,150.00
FEDERAL HOME LOAN BANK NOTES DTD 06/10/2022 2.750% 06/28/2024	3130ASDS5	50,000,000.00	AA+	Aaa	06/09/22	06/10/22	49,884,000.00	2.87	11,458.33	49,943,781.04	48,717,650.00
FANNIE MAE NOTES DTD 07/08/2019 1.750% 07/02/2024	3135G0V75	25,000,000.00	AA+	Aaa	07/08/19	07/09/19	24,781,000.00	1.94	217,534.72	24,955,839.01	24,114,750.00
FEDERAL HOME LOAN BANK NOTES DTD 07/08/2022 3.000% 07/08/2024	3130ASME6	25,000,000.00	AA+	Aaa	07/06/22	07/08/22	24,951,500.00	3.10	360,416.67	24,975,252.39	24,406,875.00
FEDERAL HOME LOAN BANK NOTES DTD 08/15/2014 2.875% 09/13/2024	3130A2UW4	25,000,000.00	AA+	Aaa	09/23/19	09/24/19	26,450,750.00	1.65	215,625.00	25,351,503.30	24,273,525.00
FEDERAL HOME LOAN BANK NOTES DTD 08/15/2014 2.875% 09/13/2024	3130A2UW4	25,000,000.00	AA+	Aaa	09/25/19	09/26/19	26,433,325.00	1.67	215,625.00	25,347,664.28	24,273,525.00
FEDERAL HOME LOAN BANK NOTES (CALLABLE) DTD 06/17/2021 0.405% 09/17/2024	3130AMVF6	23,630,000.00	AA+	Aaa	03/27/23	03/28/23	22,243,627.90	4.58	27,647.10	22,487,979.20	22,199,581.58
FEDERAL HOME LOAN BANK NOTES (CALLABLE) DTD 06/23/2021 0.430% 09/23/2024	3130AMVV1	41,600,000.00	AA+	Aaa	03/27/23	03/28/23	39,142,272.00	4.59	3,975.11	39,570,683.30	39,064,022.40
FEDERAL FARM CREDIT BANK NOTES DTD 09/26/2022 4.250% 09/26/2024	3133ENP79	50,000,000.00	AA+	Aaa	09/22/22	09/26/22	49,996,000.00	4.25	560,763.89	49,997,521.20	49,322,900.00
FEDERAL HOME LOAN BANK NOTES DTD 10/28/2022 4.500% 10/03/2024	3130ATT31	75,000,000.00	AA+	Aaa	10/27/22	10/28/22	74,918,250.00	4.56	825,000.00	74,946,735.13	74,192,325.00
FANNIE MAE NOTES DTD 10/18/2019 1.625% 10/15/2024	3135G0W66	25,000,000.00	AA+	Aaa	10/17/19	10/18/19	24,957,250.00	1.66	85,763.89	24,988,937.50	23,851,250.00
FEDERAL FARM CREDIT BANK NOTES DTD 11/18/2022 4.500% 11/18/2024	3133ENZ94	50,000,000.00	AA+	Aaa	11/16/22	11/16/22	49,947,000.00	4.56	268,750.00	49,963,413.37	49,381,150.00

Managed Account Detail of Securities Held

For the Month Ending **June 30, 2023**

SAN BERNARDINO COUNTY - 76990800

Security Type/Description	Dated Date/Coupon/Maturity	CUSIP	Par	S&P Rating	Moody's Rating	Trade Date	Settle Date	Original Cost	YTM at Cost	Accrued Interest	Amortized Cost	Market Value
Federal Agency Bond / Note												
FFCB NOTES DTD 11/18/2021 0.875% 11/18/2024		3133ENEJ5	75,000,000.00	AA+	Aaa	11/15/21	11/18/21	74,913,750.00	0.91	78,385.42	74,960,180.20	70,591,125.00
FEDERAL HOME LOAN BANK NOTES DTD 11/06/2014 2.750% 12/13/2024		3130A3GE8	10,000,000.00	AA+	Aaa	12/04/19	12/05/19	10,515,630.00	1.68	13,750.00	10,149,209.55	9,644,830.00
FEDERAL HOME LOAN BANK NOTES DTD 11/06/2014 2.750% 12/13/2024		3130A3GE8	25,000,000.00	AA+	Aaa	12/03/19	12/05/19	26,384,500.00	1.60	34,375.00	25,400,637.33	24,112,075.00
FEDERAL HOME LOAN BANK NOTES DTD 11/06/2014 2.750% 12/13/2024		3130A3GE8	25,000,000.00	AA+	Aaa	12/04/19	12/05/19	26,287,500.00	1.68	34,375.00	25,372,568.12	24,112,075.00
FEDERAL HOME LOAN BANK NOTES DTD 12/22/2021 1.000% 12/20/2024		3130AOF40	25,000,000.00	AA+	Aaa	07/20/22	07/21/22	23,641,500.00	3.36	7,638.89	24,172,284.26	23,492,600.00
FEDERAL HOME LOAN BANK NOTES DTD 12/22/2021 1.000% 12/20/2024		3130AOF40	25,000,000.00	AA+	Aaa	07/20/22	07/21/22	23,665,000.00	3.32	7,638.89	24,186,602.49	23,492,600.00
FFCB NOTES DTD 01/11/2022 1.125% 01/06/2025		3133ENKS8	38,000,000.00	AA+	Aaa	01/06/22	01/11/22	37,914,500.00	1.20	207,812.50	37,956,505.50	35,772,668.00
FANNIE MAE NOTES DTD 01/10/2020 1.625% 01/07/2025		3135G0X24	75,000,000.00	AA+	Aaa	01/08/20	01/10/20	74,760,750.00	1.69	589,062.50	74,927,070.72	71,123,925.00
FREDDIE MAC NOTES DTD 02/14/2020 1.500% 02/12/2025		3137EAEP0	50,000,000.00	AA+	Aaa	02/13/20	02/14/20	49,961,500.00	1.52	289,583.33	49,987,511.23	47,204,550.00
FEDERAL FARM CREDIT BANK NOTES DTD 02/15/2022 1.750% 02/14/2025		3133ENPG9	30,000,000.00	AA+	Aaa	02/10/22	02/15/22	29,919,900.00	1.84	199,791.67	29,956,548.49	28,431,810.00
FFCB BONDS DTD 02/21/2023 4.750% 02/21/2025		3133EPBH7	75,000,000.00	AA+	Aaa	04/12/23	04/13/23	75,747,750.00	4.18	1,286,458.33	75,660,879.04	74,489,475.00
FEDERAL HOME LOAN BANKS NOTES DTD 03/03/2023 5.000% 02/28/2025		3130AV7L0	23,000,000.00	AA+	Aaa	03/02/23	03/03/23	22,969,640.00	5.07	381,179.78	22,974,644.40	22,931,552.00
FEDERAL HOME LOAN BANKS NOTES DTD 02/17/2015 2.375% 03/14/2025		3130A4CH3	25,840,000.00	AA+	Aaa	12/05/19	12/06/19	26,658,094.40	1.74	182,405.28	26,104,340.11	24,697,432.72
FFCB BONDS DTD 03/28/2023 4.000% 03/28/2025		3133EPER2	50,000,000.00	AA+	Aaa	03/27/23	03/28/23	49,786,400.00	4.23	516,666.67	49,814,159.23	49,088,950.00

Managed Account Detail of Securities Held

For the Month Ending **June 30, 2023**

SAN BERNARDINO COUNTY - 76990800

Security Type/Description Dated Date/Coupon/Maturity	CUSIP	Par	S&P Rating	Moody's Rating	Trade Date	Settle Date	Original Cost	YTM at Cost	Accrued Interest	Amortized Cost	Market Value
Federal Agency Bond / Note											
FANNIE MAE NOTES DTD 04/24/2020 0.625% 04/22/2025	3135G03U5	50,000,000.00	AA+	Aaa	04/22/20	04/24/20	49,897,000.00	0.67	59,895.83	49,962,673.79	46,243,450.00
FHLMC (CALLABLE) NOTES DTD 05/06/2020 0.700% 05/06/2025	3134GVPR3	25,000,000.00	AA+	Aaa	04/27/20	05/06/20	25,000,000.00	0.70	26,736.11	25,000,000.00	23,123,900.00
FEDERAL HOME LOAN BANKS NOTES DTD 06/09/2023 4.625% 06/06/2025	3130AWER7	41,000,000.00	AA+	Aaa	06/09/23	06/12/23	40,965,970.00	4.67	115,881.94	40,966,861.82	40,723,127.00
FANNIE MAE NOTES DTD 06/19/2020 0.500% 06/17/2025	3135G04Z3	50,000,000.00	AA+	Aaa	06/17/20	06/19/20	49,896,500.00	0.54	9,722.22	49,959,314.97	45,869,250.00
FREDDIE MAC NOTES DTD 07/23/2020 0.375% 07/21/2025	3137EAEU9	45,000,000.00	AA+	Aaa	07/21/20	07/23/20	44,775,900.00	0.48	75,000.00	44,907,730.76	41,060,655.00
FANNIE MAE NOTES DTD 08/27/2020 0.375% 08/25/2025	3135G05X7	50,000,000.00	AA+	Aaa	08/25/20	08/27/20	49,766,000.00	0.47	65,625.00	49,899,164.47	45,459,950.00
FREDDIE MAC (CALLABLE) NOTES DTD 09/02/2020 0.550% 09/02/2025	3134GWA22	19,900,000.00	AA+	Aaa	09/02/20	09/03/20	19,900,000.00	0.55	36,179.31	19,900,000.00	18,155,784.90
FEDERAL HOME LOAN BANK NOTES DTD 09/11/2020 0.375% 09/04/2025	3130AK5E2	14,000,000.00	AA+	Aaa	09/10/20	09/11/20	13,958,000.00	0.44	17,062.50	13,981,620.67	12,720,092.00
FREDDIE MAC NOTES DTD 09/25/2020 0.375% 09/23/2025	3137EAEX3	20,000,000.00	AA+	Aaa	09/23/20	09/25/20	19,939,800.00	0.44	20,416.67	19,973,101.43	18,137,240.00
FANNIE MAE NOTES DTD 11/12/2020 0.500% 11/07/2025	3135G06G3	45,000,000.00	AA+	Aaa	11/09/20	11/12/20	44,838,900.00	0.57	33,750.00	44,923,917.63	40,733,280.00
FEDERAL HOME LOAN BANK NOTES (CALLABLE) DTD 02/24/2021 0.750% 02/24/2026	3130ALCV4	58,700,000.00	AA+	Aaa	01/25/23	01/26/23	53,019,014.00	4.13	155,310.42	53,806,777.39	52,692,465.90
FEDERAL HOME LOAN BANK NOTES DTD 03/01/2023 4.500% 03/13/2026	3130AV6J6	50,000,000.00	AA+	Aaa	04/05/23	04/06/23	51,022,500.00	3.76	750,000.00	50,940,471.08	49,738,850.00
FEDERAL HOME LOAN BANKS NOTES DTD 05/10/2019 2.500% 06/12/2026	3130AGFP5	49,535,000.00	AA+	Aaa	04/10/23	04/11/23	47,420,499.46	3.95	65,358.68	47,568,404.94	46,630,218.07

Managed Account Detail of Securities Held

For the Month Ending **June 30, 2023**

SAN BERNARDINO COUNTY - 76990800

Security Type/Description Dated Date/Coupon/Maturity	CUSIP	Par	S&P Rating	Moody's Rating	Trade Date	Settle Date	Original Cost	YTM at Cost	Accrued Interest	Amortized Cost	Market Value
Federal Agency Bond / Note											
FEDERAL HOME LOAN BANK (CALLABLE) NOTES DTD 09/29/2021 0.900% 06/29/2026	3130ANXZ8	50,000,000.00	AA+	Aaa	04/24/23	04/25/23	45,152,500.00	4.19	2,500.00	45,432,243.76	44,577,300.00
FEDERAL HOME LOAN BANK NOTES (CALLABLE) DTD 09/23/2021 1.030% 09/30/2026	3130APAZ8	50,000,000.00	AA+	Aaa	04/26/23	04/27/23	45,375,000.00	3.94	130,180.56	45,615,115.81	44,436,850.00
FEDERAL HOME LOAN BANK NOTES (CALLABLE) DTD 10/26/2021 1.250% 10/26/2026	3130APJ55	34,770,000.00	AA+	Aaa	02/06/23	02/07/23	31,226,937.00	4.24	78,473.96	31,602,914.21	31,067,899.02
FEDERAL HOME LOAN BANK NOTES (CALLABLE) DTD 10/26/2021 1.250% 10/26/2026	3130APJ55	48,940,000.00	AA+	Aaa	01/23/23	01/24/23	44,101,057.50	4.12	110,454.86	44,658,718.27	43,729,162.44
FEDERAL HOME LOAN BANK NOTES (CALLABLE) DTD 11/23/2021 1.500% 11/23/2026	3130APVJ1	50,000,000.00	AA+	Aaa	02/13/23	02/14/23	45,055,000.00	4.37	79,166.67	45,546,629.17	44,987,650.00
FANNIE MAE NOTES (CALLABLE) DTD 12/18/2020 0.875% 12/18/2026	3135G06L2	44,500,000.00	AA+	Aaa	12/08/22	12/09/22	39,102,150.00	4.18	14,060.76	39,851,239.39	39,124,622.50
FEDERAL HOME LOAN BANK NOTES (CALLABLE) DTD 12/22/2021 1.250% 12/21/2026	3130AQF65	50,000,000.00	AA+	Aaa	11/30/22	12/01/22	44,534,000.00	4.21	17,361.11	45,316,438.89	44,878,700.00
FEDERAL HOME LOAN BANK NOTES (CALLABLE) DTD 12/30/2020 0.600% 12/30/2026	3130AKK88	39,805,000.00	AA+	Aaa	04/03/23	04/04/23	35,003,322.85	4.11	663.42	35,312,654.91	34,641,176.96
FEDERAL HOME LOAN BANK NOTES (CALLABLE) DTD 02/26/2021 1.000% 02/26/2027	3130ALDA9	22,500,000.00	AA+	Aaa	01/31/23	02/01/23	19,931,625.00	4.07	78,125.00	20,190,882.23	19,736,887.50
FEDERAL HOME LOAN BANK NOTES (CALLABLE) DTD 02/26/2021 1.115% 02/26/2027	3130ALGL2	25,000,000.00	AA+	Aaa	01/24/23	01/25/23	22,305,500.00	4.00	96,788.20	22,588,846.62	22,023,625.00
FHLB NOTES (CALLABLE) DTD 02/26/2021 0.920% 02/26/2027	3130ALCE2	25,000,000.00	AA+	Aaa	02/03/23	02/06/23	22,095,000.00	4.06	79,861.11	22,379,419.31	21,864,425.00

Managed Account Detail of Securities Held

For the Month Ending **June 30, 2023**

SAN BERNARDINO COUNTY - 76990800

Security Type/Description Dated Date/Coupon/Maturity	CUSIP	Par	S&P Rating	Moody's Rating	Trade Date	Settle Date	Original Cost	YTM at Cost	Accrued Interest	Amortized Cost	Market Value
Federal Agency Bond / Note											
FEDERAL HOME LOAN BANK NOTES (CALLABLE) DTD 02/26/2021 1.115% 02/26/2027	3130ALGL2	25,510,000.00	AA+	Aaa	01/31/23	02/01/23	22,673,288.00	4.11	98,762.67	22,959,631.74	22,472,906.95
FEDERAL HOME LOAN BANK NOTES (CALLABLE) DTD 02/26/2021 0.900% 02/26/2027	3130AL5A8	37,400,000.00	AA+	Aaa	01/05/23	01/06/23	32,493,120.00	4.40	116,875.00	33,064,291.22	32,684,682.80
FEDERAL FARM CREDIT BANK NOTES DTD 01/06/2023 4.000% 01/06/2028	3133EN5N6	50,000,000.00	AA+	Aaa	01/03/23	01/06/23	49,915,000.00	4.04	972,222.22	49,923,192.77	49,406,600.00
FFCB NOTES (CALLABLE) DTD 09/20/2021 1.300% 09/20/2028	3133EM5P3	33,652,000.00	AA+	Aaa	04/10/23	04/11/23	29,326,035.40	3.95	122,736.32	29,502,205.90	28,629,842.82
FANNIE MAE NOTES (CALLABLE) DTD 09/25/2020 0.810% 09/25/2028	3136G43D3	25,000,000.00	AA+	Aaa	04/03/23	04/04/23	21,244,500.00	3.88	54,000.00	21,409,659.42	20,714,225.00
Security Type Sub-Total		4,040,282,000.00					3,967,693,548.51	3.18	30,434,881.22	3,973,775,641.80	3,886,350,755.56
Corporate Note											
JOHN DEERE CAPITAL CORP CORPORATE NOTES DTD 06/04/2020 0.700% 07/05/2023	24422EVH9	3,000,000.00	A	A2	06/01/20	06/04/20	2,997,540.00	0.73	10,266.67	2,999,991.26	2,999,532.00
CHEVRON USA INC CORPORATE NOTES DTD 08/12/2020 0.426% 08/11/2023	166756AJ5	10,000,000.00	AA-	Aa2	08/10/20	08/12/20	10,000,000.00	0.43	16,566.67	10,000,000.00	9,952,240.00
JOHN DEERE CAPITAL CORP CORPORATE NOTES DTD 10/09/2020 0.400% 10/10/2023	24422EVJ5	3,000,000.00	A	A2	10/06/20	10/09/20	2,996,520.00	0.44	2,700.00	2,999,679.31	2,956,449.00
JOHN DEERE CAPITAL CORP CORPORATE NOTES DTD 01/10/2022 0.900% 01/10/2024	24422EVX4	3,000,000.00	A	A2	01/04/22	01/10/22	2,999,520.00	0.91	12,825.00	2,999,873.10	2,927,088.00
BANK OF NY MELLON CORP NOTES (CALLABLE) DTD 02/04/2014 3.650% 02/04/2024	06406HCS6	6,957,000.00	A	A1	11/18/21	11/22/21	7,363,010.52	0.96	103,688.29	7,055,617.54	6,863,567.49

Managed Account Detail of Securities Held

For the Month Ending **June 30, 2023**

SAN BERNARDINO COUNTY - 76990800

Security Type/Description	Dated Date/Coupon/Maturity	CUSIP	Par	S&P Rating	Moody's Rating	Trade Date	Settle Date	Original Cost	YTM at Cost	Accrued Interest	Amortized Cost	Market Value
Corporate Note												
TOYOTA MOTOR CREDIT CORP CORPORATE NOTES DTD 03/22/2022 2.500% 03/22/2024		89236TJX4	20,000,000.00	A+	A1	03/18/22	03/22/22	19,987,600.00	2.53	137,500.00	19,995,504.79	19,559,420.00
AMAZON.COM INC CORPORATE NOTES DTD 04/13/2022 2.730% 04/13/2024		023135CD6	50,000,000.00	AA	A1	04/11/22	04/13/22	50,000,000.00	2.73	295,750.00	50,000,000.00	48,894,750.00
BANK ON NY MELLON CORP FLT NOTES (CALLAB) DTD 04/26/2021 5.320% 04/26/2024		06406RAT4	15,000,000.00	A	A1	04/19/21	04/26/21	15,000,000.00	0.27	144,920.84	15,000,000.00	14,977,500.00
BANK OF NY MELLON CORP NOTES (CALLABLE) DTD 04/26/2021 0.500% 04/26/2024		06406RAS6	35,000,000.00	A	A1	04/19/21	04/26/21	34,962,550.00	0.54	31,597.22	34,989,749.09	33,597,725.00
JOHN DEERE CAPITAL CORP CORPORATE NOTES DTD 06/10/2021 0.450% 06/07/2024		24422EVO9	30,000,000.00	A	A2	06/07/21	06/10/21	29,962,500.00	0.49	9,000.00	29,988,266.24	28,630,950.00
TOYOTA MOTOR CREDIT CORP CORPORATE NOTES DTD 06/18/2021 0.500% 06/18/2024		89236TJH9	15,000,000.00	A+	A1	06/15/21	06/18/21	14,982,150.00	0.54	2,708.33	14,994,250.87	14,300,370.00
TOTOTA MOTOR CREDIT CORP NOTE (FLOAT) DTD 06/18/2021 5.320% 06/18/2024		89236TJJ5	20,000,000.00	A+	A1	06/15/21	06/18/21	20,000,000.00	0.27	32,461.11	20,000,000.00	19,962,540.00
JOHN DEERE CAPITAL CORP CORPORATE NOTES DTD 09/10/2021 0.625% 09/10/2024		24422EVU0	15,000,000.00	A	A2	09/07/21	09/10/21	14,990,250.00	0.65	28,906.25	14,996,112.45	14,180,070.00
TOYOTA MOTOR CREDIT CORP CORPORATE NOTES DTD 09/13/2021 0.625% 09/13/2024		89236TJN6	40,000,000.00	A+	A1	09/08/21	09/13/21	39,981,200.00	0.64	75,000.00	39,992,452.55	37,730,720.00
JOHN DEERE CAPITAL CORP CORPORATE NOTES DTD 10/11/2022 4.550% 10/11/2024		24422EWM7	15,000,000.00	A	A2	10/05/22	10/11/22	14,990,400.00	4.58	151,666.67	14,993,853.90	14,847,915.00

Managed Account Detail of Securities Held

For the Month Ending **June 30, 2023**

SAN BERNARDINO COUNTY - 76990800

Security Type/Description	Dated Date/Coupon/Maturity	CUSIP	Par	S&P Rating	Moody's Rating	Trade Date	Settle Date	Original Cost	YTM at Cost	Accrued Interest	Amortized Cost	Market Value
Corporate Note												
BANK OF NY MELLON CORP (CALLABLE) CORPOR	DTD 10/25/2021 0.850% 10/25/2024	06406RAX5	50,000,000.00	A	A1	10/20/21	10/25/21	49,967,500.00	0.87	77,916.67	49,985,707.12	46,980,550.00
BANK OF NY MELLON CORP FLT NOTES (CALLAB	DTD 10/25/2021 5.260% 10/25/2024	06406RAY3	50,000,000.00	A	A1	10/20/21	10/25/21	50,000,000.00	0.25	484,513.85	50,000,000.00	49,625,000.00
AMAZON.COM INC CORPORATE NOTES	DTD 12/01/2022 4.700% 11/29/2024	023135CM6	25,000,000.00	AA	A1	11/29/22	12/01/22	24,983,250.00	4.74	104,444.44	24,988,121.06	24,838,225.00
JOHN DEERE CAPITAL CORP CORPORATE NOTES	DTD 01/10/2022 1.250% 01/10/2025	24422EVY2	10,000,000.00	A	A2	01/04/22	01/10/22	9,995,300.00	1.27	59,375.00	9,997,602.83	9,411,160.00
TOYOTA MOTOR CREDIT CORP CORPORATE NOTES	DTD 01/12/2023 4.800% 01/10/2025	89236TKN4	15,000,000.00	A+	A1	01/09/23	01/12/23	14,993,550.00	4.82	338,000.00	14,995,054.12	14,897,745.00
JOHN DEERE CAPITAL CORP CORPORATE NOTES	DTD 03/07/2022 2.125% 03/07/2025	24422EWB1	7,000,000.00	A	A2	03/02/22	03/07/22	6,996,990.00	2.14	47,104.17	6,998,310.99	6,647,858.00
AMAZON.COM INC CORPORATE NOTES	DTD 04/13/2022 3.000% 04/13/2025	023135CE4	50,000,000.00	AA	A1	04/11/22	04/13/22	49,920,500.00	3.06	325,000.00	49,952,706.20	48,197,450.00
BANK OF NY MELLON CORP (CALLABLE) CORP N	DTD 04/26/2022 3.350% 04/25/2025	06406RBC0	50,000,000.00	A	A1	04/19/22	04/26/22	49,993,000.00	3.36	307,083.33	49,995,755.25	47,992,750.00
JOHN DEERE CAPITAL CORP CORPORATE NOTES	DTD 06/08/2023 4.950% 06/06/2025	24422EWW5	5,000,000.00	A	A2	06/05/23	06/08/23	4,997,200.00	4.98	15,812.50	4,997,288.34	4,989,445.00
BANK OF NY MELLON CORP CORP NOTES (CALLA	DTD 06/13/2022 3.430% 06/13/2025	06406RBF3	20,000,000.00	A	A1	06/08/22	06/13/22	20,000,000.00	3.43	34,300.00	20,000,000.00	19,496,040.00
MET TOWER GLOBAL FUNDING NOTES	DTD 06/13/2022 3.700% 06/13/2025	58989V2E3	35,000,000.00	AA-	Aa3	06/06/22	06/13/22	34,965,700.00	3.73	64,750.00	34,977,686.22	33,567,275.00

Managed Account Detail of Securities Held

For the Month Ending **June 30, 2023**

SAN BERNARDINO COUNTY - 76990800

Security Type/Description	Dated Date/Coupon/Maturity	CUSIP	Par	S&P Rating	Moody's Rating	Trade Date	Settle Date	Original Cost	YTM at Cost	Accrued Interest	Amortized Cost	Market Value
Corporate Note												
TOYOTA MOTOR CREDIT CORP CORPORATE NOTES DTD 06/30/2022 3.950% 06/30/2025		89236TKC8	15,000,000.00	A+	A1	06/27/22	06/30/22	14,985,750.00	3.98	1,645.83	14,990,508.67	14,634,915.00
JOHN DEERE CAPITAL CORP CORPORATE NOTES DTD 09/08/2022 4.050% 09/08/2025		24422EWJ4	7,000,000.00	A	A2	09/06/22	09/08/22	6,996,500.00	4.07	88,987.50	6,997,445.26	6,835,696.00
WALMART INC CORPORATE NOTES DTD 09/09/2022 3.900% 09/09/2025		931142EW9	5,000,000.00	AA	Aa2	09/06/22	09/09/22	4,996,500.00	3.93	60,666.67	4,997,442.06	4,892,150.00
NESTLE HOLDINGS INC CORP NOTE DTD 09/13/2022 4.000% 09/12/2025		641062BA1	5,000,000.00	AA-	Aa3	09/06/22	09/13/22	4,998,350.00	4.01	60,555.56	4,998,788.49	4,886,710.00
TOYOTA MOTOR CREDIT CORP CORP NOTES DTD 11/10/2022 5.400% 11/10/2025		89236TKK0	25,000,000.00	A+	A1	11/07/22	11/10/22	24,970,500.00	5.44	191,250.00	24,976,771.44	25,167,150.00
BANK OF NY MELLON (CALLABLE) NOTES DTD 11/22/2022 5.224% 11/21/2025		06405LAC5	5,000,000.00	AA-	Aa2	11/15/22	11/22/22	5,000,000.00	5.22	29,022.22	5,000,000.00	4,972,015.00
AMAZON.COM INC CORPORATE NOTES DTD 12/01/2022 4.600% 12/01/2025		023135CN4	25,000,000.00	AA	A1	11/29/22	12/01/22	24,998,500.00	4.60	95,833.33	24,998,790.15	24,793,650.00
MET LIFE GLOB FUNDING I NOTES DTD 01/06/2023 5.000% 01/06/2026		592179KD6	15,000,000.00	AA-	Aa3	01/03/23	01/06/23	15,000,000.00	5.00	364,583.33	15,000,000.00	14,829,645.00
JOHN DEERE CAPITAL CORP CORPORATE NOTES DTD 01/09/2023 4.800% 01/09/2026		24422EWPO	15,000,000.00	A	A2	01/03/23	01/09/23	14,992,950.00	4.82	344,000.00	14,994,062.82	14,936,010.00
PROCTER & GAMBLE CO/THE CORPORATE NOTES DTD 01/26/2023 4.100% 01/26/2026		742718FY0	10,000,000.00	AA-	Aa3	01/23/23	01/26/23	9,993,300.00	4.12	176,527.78	9,994,253.65	9,876,270.00
WALMART INC CORPORATE NOTES (CALLABLE) DTD 04/18/2023 4.000% 04/15/2026		931142FA6	15,000,000.00	AA	Aa2	04/12/23	04/18/23	14,993,400.00	4.02	121,666.67	14,993,846.84	14,730,840.00
APPLE INC (CALLABLE) CORPORATE NOTES DTD 05/10/2023 4.421% 05/08/2026		037833ES5	30,000,000.00	AA+	Aaa	05/08/23	05/10/23	30,000,000.00	4.42	187,892.50	30,000,000.00	29,858,700.00

Managed Account Detail of Securities Held

For the Month Ending **June 30, 2023**

SAN BERNARDINO COUNTY - 76990800

Security Type/Description	Dated Date/Coupon/Maturity	CUSIP	Par	S&P Rating	Moody's Rating	Trade Date	Settle Date	Original Cost	YTM at Cost	Accrued Interest	Amortized Cost	Market Value
Corporate Note												
TOYOTA MOTOR CREDIT CORP CORP NOTES	DTD 05/18/2023 4.450% 05/18/2026	89236TKT1	25,000,000.00	A+	A1	05/15/23	05/18/23	24,985,500.00	4.47	132,881.94	24,986,082.12	24,639,225.00
JOHN DEERE CAPITAL CORP CORPORATE NOTES	DTD 06/08/2023 4.750% 06/08/2026	24422EWX3	5,000,000.00	A	A2	06/05/23	06/08/23	4,997,100.00	4.77	15,173.61	4,997,160.86	4,984,235.00
Security Type Sub-Total			799,957,000.00					799,934,580.52	2.64	4,784,543.95	799,818,735.59	779,061,545.49
Commercial Paper												
AMAZON.COM INC COMM PAPER	DTD 04/05/2023 0.000% 07/03/2023	02314OU31	50,000,000.00	A-1+	P-1	04/05/23	04/06/23	49,419,444.44	4.81	0.00	49,986,805.56	49,979,000.00
TOYOTA MOTOR CREDIT CORP COMM PAPER	DTD 02/02/2023 0.000% 07/03/2023	89233HU36	100,000,000.00	A-1+	P-1	02/02/23	02/06/23	98,044,083.33	4.89	0.00	99,973,388.89	99,956,000.00
JP MORGAN SECURITIES LLC COMM PAPER	DTD 10/13/2022 0.000% 07/10/2023	46640QUA7	50,000,000.00	A-1	P-1	12/14/22	12/15/22	48,562,500.00	5.15	0.00	49,937,500.00	49,923,850.00
METLIFE SHORT TERM FUND COMM PAPER	DTD 01/04/2023 0.000% 07/12/2023	59157UUC2	54,000,000.00	A-1+	P-1	01/04/23	01/05/23	52,646,400.00	4.92	0.00	53,920,800.00	53,905,986.00
CAFCO LLC COMM PAPER	DTD 03/30/2023 0.000% 07/14/2023	1247P3UE0	50,000,000.00	A-1	P-1	03/30/23	03/31/23	49,248,958.33	5.23	0.00	49,907,013.89	49,896,350.00
CHARTA LLC COMM PAPER	DTD 03/28/2023 0.000% 07/25/2023	16115WUR6	50,000,000.00	A-1	P-1	03/28/23	03/28/23	49,148,819.44	5.24	0.00	49,828,333.33	49,814,250.00
CAFCO LLC COMM PAPER	DTD 03/30/2023 0.000% 07/26/2023	1247P3US9	50,000,000.00	A-1	P-1	03/30/23	03/31/23	49,163,125.00	5.24	0.00	49,821,180.56	49,806,350.00
BEDFORD ROW FUNDING CORP COMM PAPER	DTD 01/31/2023 0.000% 08/01/2023	07644BV17	50,000,000.00	A-1+	P-1	01/31/23	02/01/23	48,763,166.67	5.04	0.00	49,788,166.67	49,759,350.00
THUNDER BAY FUNDING LLC COMM PAPER	DTD 01/31/2023 0.000% 08/01/2023	88602UV15	50,000,000.00	A-1+	P-1	01/31/23	02/02/23	48,770,000.00	5.04	0.00	49,788,166.67	49,766,850.00

Managed Account Detail of Securities Held

For the Month Ending **June 30, 2023**

SAN BERNARDINO COUNTY - 76990800

Security Type/Description	Dated Date/Coupon/Maturity	CUSIP	Par	S&P Rating	Moody's Rating	Trade Date	Settle Date	Original Cost	YTM at Cost	Accrued Interest	Amortized Cost	Market Value
Commercial Paper												
BOFA SECURITIES INC COMM PAPER DTD 04/03/2023 0.000% 08/02/2023		06054PV29	65,000,000.00	A-1	NR	04/03/23	04/03/23	63,863,944.44	5.29	0.00	64,699,555.55	64,689,820.00
GTA FUNDING LLC COMM PAPER DTD 04/03/2023 0.000% 08/07/2023		40060XV72	50,000,000.00	A-1+	P-1	04/03/23	04/03/23	49,093,500.00	5.28	0.00	49,733,805.56	49,713,750.00
BEDFORD ROW FUNDING CORP COMM PAPER DTD 04/04/2023 0.000% 08/09/2023		07644BV90	50,000,000.00	A-1+	P-1	04/04/23	04/05/23	49,098,750.00	5.24	0.00	49,721,041.67	49,698,600.00
LIBERTY STREET FDG LLC COMM PAPER DTD 04/13/2023 0.000% 09/05/2023		53127UW55	25,000,000.00	A-1	P-1	04/13/23	04/14/23	24,478,000.00	5.33	0.00	24,760,750.00	24,739,975.00
LIBERTY STREET FDG LLC COMM PAPER DTD 04/13/2023 0.000% 09/06/2023		53127UW63	25,000,000.00	A-1	P-1	04/13/23	04/14/23	24,474,375.00	5.33	0.00	24,757,125.00	24,736,000.00
CRC FUNDING LLC COMM PAPER DTD 05/09/2023 0.000% 09/08/2023		12619UW80	25,000,000.00	A-1	P-1	05/09/23	05/10/23	24,559,694.44	5.33	0.00	24,748,916.66	24,732,725.00
BOFA SECURITIES INC COMM PAPER DTD 01/18/2023 0.000% 10/02/2023		06054PX27	125,000,000.00	A-1	NR	03/30/23	03/31/23	121,627,604.17	5.40	0.00	123,304,687.50	123,280,750.00
METLIFE SHORT TERM FUNDING COMM PAPER DTD 04/04/2023 0.000% 11/01/2023		59157UY12	23,850,000.00	A-1+	P-1	04/04/23	04/05/23	23,150,201.25	5.18	0.00	23,440,117.87	23,403,742.65
TOYOTA MOTOR CREDIT CORP COMM PAPER DTD 04/18/2023 0.000% 11/01/2023		89233HY16	40,000,000.00	A-1+	P-1	04/18/23	04/19/23	38,867,555.56	5.35	0.00	39,289,333.34	39,249,480.00
LIBERTY STREET FDG LLC COMM PAPER DTD 05/01/2023 0.000% 11/01/2023		53127UY12	50,000,000.00	A-1	P-1	05/01/23	05/01/23	48,645,555.56	5.45	0.00	49,094,583.34	49,017,400.00
LIBERTY STREET FDG LLC COMM PAPER DTD 05/01/2023 0.000% 11/01/2023		53127UY12	60,000,000.00	A-1	P-1	05/05/23	05/08/23	58,451,250.00	5.39	0.00	58,923,750.00	58,820,880.00
PROCTER & GAMBLE CO COMM PAPER DTD 05/09/2023 0.000% 11/02/2023		74271UY20	25,000,000.00	A-1+	P-1	05/09/23	05/10/23	24,377,888.89	5.22	0.00	24,561,694.45	24,536,250.00
JP MORGAN SECURITIES LLC COMM PAPER DTD 06/06/2023 0.000% 03/01/2024		46640PC19	50,000,000.00	A-1	P-1	06/06/23	06/07/23	47,993,722.22	5.62	0.00	48,173,388.89	48,117,850.00

Managed Account Detail of Securities Held

For the Month Ending **June 30, 2023**

SAN BERNARDINO COUNTY - 76990800

Security Type/Description Dated Date/Coupon/Maturity	CUSIP	Par	S&P Rating	Moody's Rating	Trade Date	Settle Date	Original Cost	YTM at Cost	Accrued Interest	Amortized Cost	Market Value
Security Type Sub-Total		1,117,850,000.00					1,092,448,538.74	5.21	0.00	1,108,160,105.40	1,107,545,208.65

Certificate of Deposit

COOPERATIEVE RABOBANK UA CERT DEPOS DTD 08/24/2022 3.910% 07/03/2023	21684LDZ2	50,000,000.00	A-1	P-1	08/23/22	08/24/22	50,000,000.00	3.91	1,688,902.78	50,000,000.00	49,994,300.00
CANADIAN IMP BK COMM NY CERT DEPOS DTD 01/04/2023 5.100% 07/03/2023	13606KRW8	50,000,000.00	A-1	P-1	01/04/23	01/04/23	50,000,000.00	5.10	1,260,833.33	50,000,000.00	49,998,826.95
TORONTO DOMINION BANK NY CERT DEPOS DTD 09/26/2022 5.000% 10/02/2023	89115BWE6	50,000,000.00	A-1+	P-1	09/26/22	09/26/22	50,000,000.00	5.00	1,930,555.56	50,000,000.00	49,917,600.00
TORONTO DOMINION BANK NY CERT DEPOS DTD 05/01/2023 5.350% 10/04/2023	89115BD80	50,000,000.00	A-1+	P-1	05/01/23	05/01/23	50,000,000.00	5.35	453,263.89	50,000,000.00	49,927,509.15
TORONTO DOMINION BANK NY CERT DEPOS DTD 04/06/2023 5.300% 10/06/2023	89115B5L0	50,000,000.00	A-1+	P-1	04/04/23	04/06/23	50,000,000.00	5.30	633,055.56	50,000,000.00	49,916,504.35
WELLS FARGO BANK NA CERT DEPOS DTD 04/20/2023 5.100% 11/14/2023	95001KKU7	50,000,000.00	A-1	P-1	04/18/23	04/20/23	50,000,000.00	5.10	510,000.00	50,000,000.00	49,849,447.15
WELLS FARGO BANK NA CERT DEPOS DTD 04/10/2023 5.050% 01/03/2024	95001KJV7	100,000,000.00	A-1	P-1	04/06/23	04/10/23	100,000,000.00	5.05	1,150,277.78	100,000,000.00	99,466,828.70
WELLS FARGO BANK NA CERT DEPOS DTD 04/10/2023 5.000% 02/01/2024	95001KJW5	100,000,000.00	A-1	P-1	04/06/23	04/10/23	100,000,000.00	5.00	1,138,888.89	100,000,000.00	99,358,478.70

Security Type Sub-Total		500,000,000.00					500,000,000.00	4.99	8,765,777.79	500,000,000.00	498,429,495.00
--------------------------------	--	-----------------------	--	--	--	--	-----------------------	-------------	---------------------	-----------------------	-----------------------

Asset-Backed Security

HAROT 2020-1 A3 DTD 02/26/2020 1.610% 04/22/2024	43813RAC1	101,414.97	NR	Aaa	02/19/20	02/26/20	101,395.09	1.61	45.36	101,411.09	101,246.37
TLOT 2021-A A3 DTD 04/21/2021 0.390% 04/22/2024	89238EAC0	586,079.88	AAA	Aaa	04/13/21	04/21/21	586,011.48	0.39	69.84	586,061.42	584,604.54
HAROT 2021-4 A2 DTD 11/24/2021 0.390% 05/21/2024	43815GAB5	348,425.18	NR	Aaa	11/16/21	11/24/21	348,416.05	0.39	37.75	348,421.92	347,645.82

Managed Account Detail of Securities Held

For the Month Ending **June 30, 2023**

SAN BERNARDINO COUNTY - 76990800

Security Type/Description Dated Date/Coupon/Maturity	CUSIP	Par	S&P Rating	Moody's Rating	Trade Date	Settle Date	Original Cost	YTM at Cost	Accrued Interest	Amortized Cost	Market Value
Asset-Backed Security											
JOHN DEERE OWNER TRUST DTD 03/11/2020 1.100% 08/15/2024	47789KAC7	35,085.10	NR	Aaa	03/04/20	03/11/20	35,082.96	1.10	17.15	35,084.56	35,039.13
TAOT 2021-D A2 DTD 11/15/2021 0.310% 08/15/2024	89238JAB1	320,938.67	AAA	NR	11/09/21	11/15/21	320,936.20	0.31	44.22	320,937.66	320,482.68
HART 2021-C A2A DTD 11/17/2021 0.360% 10/15/2024	44935FAB0	489,322.37	AAA	NR	11/09/21	11/17/21	489,293.89	0.36	78.29	489,309.72	488,633.89
TAOT 2022-A A2 DTD 01/31/2022 0.740% 10/15/2024	89239KAB7	886,226.12	NR	Aaa	01/25/22	01/31/22	886,202.38	0.74	291.47	886,214.78	882,067.59
JDOT 2022-A A2 DTD 03/16/2022 1.900% 11/15/2024	47787JAB4	1,676,591.11	NR	Aaa	03/10/22	03/16/22	1,676,499.40	1.90	1,415.79	1,676,543.80	1,667,294.41
MBALT 2021-B A3 DTD 06/29/2021 0.400% 11/15/2024	58769KAD6	11,088,925.47	AAA	NR	06/22/21	06/29/21	11,088,088.25	0.40	1,971.36	11,088,584.48	10,921,812.04
BMWLT 2021-2 A3 DTD 09/15/2021 0.330% 12/26/2024	09690AAC7	3,366,378.66	NR	Aaa	09/08/21	09/15/21	3,366,031.25	0.33	185.15	3,366,220.90	3,325,164.76
BMWOT 2022-A A2A DTD 05/18/2022 2.520% 12/26/2024	05602RAB7	4,221,000.45	AAA	Aaa	05/10/22	05/18/22	4,220,696.97	2.52	1,772.82	4,220,827.21	4,193,976.76
TAOT 2022-B A2A DTD 04/13/2022 2.350% 01/15/2025	89238FAB9	3,357,920.14	AAA	Aaa	04/07/22	04/13/22	3,357,773.74	2.35	3,507.16	3,357,838.23	3,333,025.86
BMWLT 2023-1 A2 DTD 02/15/2023 5.270% 02/25/2025	05593AAB5	5,000,000.00	AAA	Aaa	02/07/23	02/15/23	4,999,668.00	5.27	4,391.67	4,999,728.93	4,984,990.50
BMWLT 2022-1 A3 DTD 01/19/2022 1.100% 03/25/2025	05601XAC3	6,740,981.92	AAA	NR	01/11/22	01/19/22	6,739,974.15	1.10	1,235.85	6,740,432.46	6,629,520.46
HART 2022-B A2A DTD 07/20/2022 3.640% 05/15/2025	44918MAB6	6,609,544.22	AAA	NR	07/12/22	07/20/22	6,609,209.12	3.64	10,692.77	6,609,321.69	6,558,371.81
JDOT 2022-B A2 DTD 07/20/2022 3.730% 06/16/2025	47800AAB6	7,147,106.36	NR	Aaa	07/12/22	07/20/22	7,146,349.48	3.73	11,848.31	7,146,596.07	7,091,968.58
HAROT 2021-2 A3 DTD 05/26/2021 0.330% 08/15/2025	43811JAC1	6,177,889.40	AAA	Aaa	01/31/22	02/02/22	6,103,079.02	0.68	906.09	6,132,887.19	6,009,968.19

Managed Account Detail of Securities Held

For the Month Ending **June 30, 2023**

SAN BERNARDINO COUNTY - 76990800

Security Type/Description	Dated Date/Coupon/Maturity	CUSIP	Par	S&P Rating	Moody's Rating	Trade Date	Settle Date	Original Cost	YTM at Cost	Accrued Interest	Amortized Cost	Market Value
Asset-Backed Security												
HAROT 2021-2 A3 DTD 05/26/2021 0.330% 08/15/2025	43811JAC1	11,737,989.86	AAA	Aaa	05/18/21	05/26/21	11,737,532.08	0.33	1,721.57	11,737,759.49	11,418,939.56	
JDOT 2022-C A2 DTD 10/19/2022 4.980% 08/15/2025	47800BAB4	31,620,788.07	NR	Aaa	10/12/22	10/19/22	31,619,656.04	4.98	69,987.34	31,619,936.03	31,462,646.18	
TLOT 2023-A A2 DTD 04/18/2023 5.300% 08/20/2025	89239MAB3	6,000,000.00	AAA	Aaa	04/11/23	04/18/23	5,999,767.20	5.30	9,716.67	5,999,787.35	5,971,684.80	
MBART 2022-1 A2 DTD 11/22/2022 5.260% 10/15/2025	58768PAB0	10,651,949.61	AAA	Aaa	11/15/22	11/22/22	10,651,268.96	5.26	24,901.89	10,651,411.14	10,630,907.75	
HAROT 2023-1 A2 DTD 02/24/2023 4.980% 10/21/2025	43815JAB9	6,000,000.00	NR	Aaa	02/16/23	02/24/23	5,999,639.40	4.98	8,300.00	5,999,686.61	5,975,576.40	
MBALT 2023-A A2 DTD 05/24/2023 5.240% 11/17/2025	58768RAB6	19,000,000.00	AAA	Aaa	05/11/23	05/24/23	18,999,777.70	5.24	44,248.89	18,999,787.00	18,910,076.45	
TAOT 2021-B A3 DTD 06/14/2021 0.260% 11/17/2025	89190GAC1	25,570,822.99	AAA	NR	06/08/21	06/14/21	25,568,069.02	0.26	2,954.85	25,569,341.26	24,774,918.34	
HART 2022-C A2A DTD 11/09/2022 5.350% 11/17/2025	44933DAB7	35,109,870.76	AAA	NR	11/01/22	11/09/22	35,107,697.46	5.35	83,483.47	35,108,158.11	34,993,060.22	
BMWLT 2023-1 A3 DTD 02/15/2023 5.160% 11/25/2025	05593AAC3	6,150,000.00	AAA	Aaa	02/07/23	02/15/23	6,149,853.63	5.16	5,289.00	6,149,873.26	6,109,156.01	
HART 2023-A A2A DTD 04/12/2023 5.190% 12/15/2025	448979AB0	12,240,000.00	AAA	NR	04/04/23	04/12/23	12,239,292.53	5.19	28,233.60	12,239,350.40	12,191,546.74	
MBART 2023-1 A2 DTD 01/25/2023 5.090% 01/15/2026	58770AAB9	3,300,000.00	AAA	NR	01/18/23	01/25/23	3,299,886.15	5.09	7,465.33	3,299,902.61	3,286,774.59	
TAOT 2023-A A2 DTD 01/30/2023 5.050% 01/15/2026	891940AB4	7,000,000.00	AAA	NR	01/24/23	01/30/23	6,999,717.20	5.05	15,711.11	6,999,756.96	6,968,402.00	
TAOT 2021-C A3 DTD 09/27/2021 0.430% 01/15/2026	89239BAC5	10,962,717.88	AAA	Aaa	09/21/21	09/27/21	10,961,844.15	0.43	2,095.10	10,962,201.21	10,559,920.22	
HART 2021-B A3 DTD 07/28/2021 0.380% 01/15/2026	44934KAC8	13,353,151.98	AAA	NR	07/20/21	07/28/21	13,350,204.94	0.39	2,255.20	13,351,474.41	12,925,783.02	

Managed Account Detail of Securities Held

For the Month Ending **June 30, 2023**

SAN BERNARDINO COUNTY - 76990800

Security Type/Description Dated Date/Coupon/Maturity	CUSIP	Par	S&P Rating	Moody's Rating	Trade Date	Settle Date	Original Cost	YTM at Cost	Accrued Interest	Amortized Cost	Market Value
Asset-Backed Security											
TAOT 2022-D A2A DTD 11/08/2022 5.270% 01/15/2026	89239HAB4	23,318,432.63	NR	Aaa	11/01/22	11/08/22	23,318,173.80	5.27	54,616.95	23,318,226.06	23,239,413.46
HAROT 2021-4 A3 DTD 11/24/2021 0.880% 01/21/2026	43815GAC3	7,750,000.00	NR	Aaa	11/16/21	11/24/21	7,748,366.30	0.89	1,894.44	7,748,994.40	7,450,915.88
JDOT 2021-B A3 DTD 07/21/2021 0.520% 03/16/2026	47789OAC4	11,682,599.06	NR	Aaa	07/13/21	07/21/21	11,681,556.98	0.52	2,699.98	11,681,992.46	11,183,620.07
JDOT 2023-A A2 DTD 03/02/2023 5.280% 03/16/2026	47800CAB2	25,000,000.00	NR	Aaa	02/22/23	03/02/23	24,999,122.50	5.28	58,666.67	24,999,218.16	24,864,712.50
HAROT 2023-2 A2 DTD 05/30/2023 5.410% 04/15/2026	437927AB2	5,500,000.00	AAA	Aaa	05/23/23	05/30/23	5,499,670.55	5.41	13,224.44	5,499,680.58	5,480,353.45
TAOT 2021-D A3 DTD 11/15/2021 0.710% 04/15/2026	89238JAC9	7,000,000.00	AAA	NR	11/09/21	11/15/21	6,999,850.90	0.71	2,208.89	6,999,905.75	6,712,349.70
TLOT 2023-A A3 DTD 04/18/2023 4.930% 04/20/2026	89239MAC1	14,000,000.00	AAA	Aaa	04/11/23	04/18/23	13,997,558.40	4.94	21,089.44	13,997,722.95	13,833,880.20
HART 2021-C A3 DTD 11/17/2021 0.740% 05/15/2026	44935FAD6	5,500,000.00	AAA	NR	11/09/21	11/17/21	5,498,772.40	0.75	1,808.89	5,499,214.79	5,286,384.40
TAOT 2023-B A2A DTD 05/23/2023 5.280% 05/15/2026	891941AB2	6,017,000.00	NR	Aaa	05/16/23	05/23/23	6,016,861.01	5.28	14,119.89	6,016,865.99	5,991,156.99
TAOT 2022-A A3 DTD 01/31/2022 1.230% 06/15/2026	89239KAC5	4,250,000.00	NR	Aaa	01/25/22	01/31/22	4,249,277.50	1.23	2,323.33	4,249,511.09	4,071,141.30
JDOT 2023-B A2 DTD 06/28/2023 5.590% 06/15/2026	477920AB8	5,000,000.00	NR	Aaa	06/21/23	06/28/23	4,999,704.50	5.59	2,329.17	4,999,705.32	4,992,564.00
MBART 2021-1 A3 DTD 09/22/2021 0.460% 06/15/2026	58772WAC7	18,039,342.53	AAA	Aaa	09/15/21	09/22/21	18,036,982.98	0.46	3,688.04	18,037,866.96	17,357,318.28
BMWOT 2022-A A3 DTD 05/18/2022 3.210% 08/25/2026	05602RAD3	14,000,000.00	AAA	Aaa	05/10/22	05/18/22	13,999,272.00	3.21	7,490.00	13,999,462.87	13,613,003.60
TAOT 2022-B A3 DTD 04/13/2022 2.930% 09/15/2026	89238FAD5	12,000,000.00	AAA	Aaa	04/07/22	04/13/22	11,999,719.20	2.93	15,626.67	11,999,796.35	11,603,370.00

Managed Account Detail of Securities Held

For the Month Ending **June 30, 2023**

SAN BERNARDINO COUNTY - 76990800

Security Type/Description	CUSIP	Par	S&P Rating	Moody's Rating	Trade Date	Settle Date	Original Cost	YTM at Cost	Accrued Interest	Amortized Cost	Market Value
Asset-Backed Security											
JDOT 2022-A A3 DTD 03/16/2022 2.320% 09/16/2026	47787JAC2	8,000,000.00	NR	Aaa	03/10/22	03/16/22	7,998,230.40	2.33	8,248.89	7,998,738.15	7,677,856.80
HART 2022-B A3 DTD 07/20/2022 3.720% 11/16/2026	44918MAD2	11,000,000.00	AAA	NR	07/12/22	07/20/22	10,999,995.60	3.72	18,186.67	10,999,996.56	10,700,386.40
MBALT 2023-A A3 DTD 05/24/2023 4.740% 01/15/2027	58768RAC4	20,000,000.00	AAA	Aaa	05/11/23	05/24/23	19,999,304.00	4.74	42,133.33	19,999,323.86	19,700,994.87
JDOT 2022-B A3 DTD 07/20/2022 3.740% 02/16/2027	47800AAC4	8,600,000.00	NR	Aaa	07/12/22	07/20/22	8,599,178.70	3.74	14,295.11	8,599,348.66	8,347,768.88
HART 2023-A A3 DTD 04/12/2023 4.580% 04/15/2027	448979AD6	14,000,000.00	AAA	NR	04/04/23	04/12/23	13,998,633.60	4.58	28,497.78	13,998,708.27	13,785,756.60
HAROT 2023-1 A3 DTD 02/24/2023 5.040% 04/21/2027	43815JAC7	6,500,000.00	NR	Aaa	02/16/23	02/24/23	6,498,792.30	5.05	9,100.00	6,498,893.41	6,454,270.55
AMXCA 2022-2 A DTD 05/24/2022 3.390% 05/17/2027	02582JJT8	20,000,000.00	AAA	NR	05/17/22	05/24/22	19,995,576.00	3.39	30,133.33	19,996,556.14	19,308,486.00
JDOT 2022-C A3 DTD 10/19/2022 5.090% 06/15/2027	47800BAC2	28,961,000.00	NR	Aaa	10/12/22	10/19/22	28,958,752.63	5.09	65,516.22	28,959,089.74	28,703,212.35
HART 2022-C A3 DTD 11/09/2022 5.390% 06/15/2027	44933DAD3	48,500,000.00	AAA	NR	11/01/22	11/09/22	48,499,767.20	5.39	116,184.44	48,499,799.65	48,381,786.10
MBART 2022-1 A3 DTD 11/22/2022 5.210% 08/16/2027	58768PAC8	20,500,000.00	AAA	Aaa	11/15/22	11/22/22	20,495,945.10	5.21	47,468.89	20,496,463.70	20,355,503.70
TAOT 2023-A A3 DTD 01/30/2023 4.630% 09/15/2027	891940AC2	13,000,000.00	AAA	NR	01/24/23	01/30/23	12,999,993.50	4.63	26,751.11	12,999,994.08	12,848,011.80
TAOT 2022-D A3 DTD 11/08/2022 5.300% 09/15/2027	89239HAD0	70,500,000.00	NR	Aaa	11/01/22	11/08/22	70,493,041.65	5.30	166,066.67	70,493,964.46	70,394,778.75
AMXCA 2022-4 A DTD 11/03/2022 4.950% 10/15/2027	02582JJX9	33,000,000.00	AAA	NR	10/27/22	11/03/22	32,998,363.20	4.95	72,600.00	32,998,580.59	32,771,630.10
HAROT 2023-2 A3 DTD 05/30/2023 4.930% 11/15/2027	437927AC0	4,000,000.00	AAA	Aaa	05/23/23	05/30/23	3,999,352.00	4.93	8,764.44	3,999,364.72	3,973,546.00

Managed Account Detail of Securities Held

For the Month Ending **June 30, 2023**

SAN BERNARDINO COUNTY - 76990800

Security Type/Description Dated Date/Coupon/Maturity	CUSIP	Par	S&P Rating	Moody's Rating	Trade Date	Settle Date	Original Cost	YTM at Cost	Accrued Interest	Amortized Cost	Market Value
Asset-Backed Security											
MBART 2023-1 A3 DTD 01/25/2023 4.510% 11/15/2027	58770AAC7	6,630,000.00	AAA	NR	01/18/23	01/25/23	6,629,204.40	4.51	13,289.47	6,629,275.57	6,519,330.05
JDOT 2023-A A3 DTD 03/02/2023 5.010% 11/15/2027	47800CAC0	22,000,000.00	NR	Aaa	02/22/23	03/02/23	21,995,991.60	5.01	48,986.67	21,996,273.75	21,800,653.60
TAOT 2023-B A3 DTD 05/23/2023 4.710% 02/15/2028	891941AD8	12,500,000.00	NR	Aaa	05/16/23	05/23/23	12,499,301.25	4.71	26,166.67	12,499,317.01	12,349,588.75
JDOT 2023-B A3 DTD 06/28/2023 5.180% 03/15/2028	477920AC6	4,000,000.00	NR	Aaa	06/21/23	06/28/23	3,999,332.80	5.18	1,726.67	3,999,333.96	3,987,873.20
DCENT 2023-A1 A DTD 04/11/2023 4.310% 03/15/2028	254683CY9	45,000,000.00	NR	Aaa	04/04/23	04/11/23	44,997,390.00	4.31	86,200.00	44,997,507.45	43,995,613.50
VZMT 2023-2 A DTD 04/25/2023 4.890% 04/13/2028	92348KBL6	35,000,000.00	AAA	NR	04/18/23	04/25/23	34,999,450.50	4.89	52,295.83	34,999,470.78	34,637,695.31
AMXCA 2023-1 A DTD 06/14/2023 4.870% 05/15/2028	02582JJZ4	14,000,000.00	AAA	NR	06/07/23	06/14/23	13,998,758.20	4.87	32,196.11	13,998,769.95	13,918,671.20
COMET 2023-A1 A DTD 05/24/2023 4.420% 05/15/2028	14041NGD7	50,000,000.00	AAA	NR	05/17/23	05/24/23	49,988,535.00	4.43	227,138.89	49,988,774.64	49,109,860.00
DCENT 2023-A2 A DTD 06/28/2023 4.930% 06/15/2028	254683CZ6	25,000,000.00	AAA	Aaa	06/21/23	06/28/23	24,996,622.50	4.93	10,270.83	24,996,628.09	24,899,297.50
Security Type Sub-Total		936,599,495.39					936,443,315.04	4.14	1,698,879.89	936,487,184.87	923,957,961.51
Managed Account Sub-Total		14,016,060,594.14					13,767,468,086.33	3.53	60,094,917.31	13,822,533,267.71	13,537,683,852.72
Securities Sub-Total		\$14,016,060,594.14					\$13,767,468,086.33	3.53%	\$60,094,917.31	\$13,822,533,267.71	\$13,537,683,852.72
Accrued Interest											\$60,094,917.31
Total Investments											\$13,597,778,770.03

Bolded items are forward settling trades.

Managed Account Fair Market Value & Analytics

For the Month Ending **June 30, 2023**

SAN BERNARDINO COUNTY - 76990800

Security Type/Description	Dated Date/Coupon/Maturity	CUSIP	Par	Broker	Next Call Date	Market Price	Market Value	Unreal G/L On Cost	Unreal G/L Amort Cost	Effective Duration	YTM at Mkt
U.S. Treasury Bond / Note											
US TREASURY NOTES	DTD 08/01/2016 1.250% 07/31/2023	912828S92	100,000,000.00	BNP		99.67	99,671,880.00	3,406,255.00	(257,482.39)	0.09	5.07
US TREASURY NOTES	DTD 08/31/2016 1.375% 08/31/2023	9128282D1	100,000,000.00	MORGANST		99.34	99,343,750.00	2,781,250.00	(526,492.88)	0.17	5.28
US TREASURY NOTES	DTD 09/15/2020 0.125% 09/15/2023	91282CAK7	100,000,000.00	WELLS_F		98.97	98,968,750.00	2,332,031.25	(452,948.25)	0.21	5.10
US TREASURY NOTES	DTD 02/28/2017 2.125% 02/29/2024	912828W48	75,000,000.00	WELLS_F		97.88	73,406,250.00	(2,247,070.31)	(1,813,939.79)	0.66	5.40
US TREASURY NOTES	DTD 05/15/2014 2.500% 05/15/2024	912828WJ5	50,000,000.00	BNP		97.48	48,742,190.00	(3,320,310.00)	(1,647,583.40)	0.87	5.48
US TREASURY NOTES	DTD 05/15/2014 2.500% 05/15/2024	912828WJ5	50,000,000.00	WELLSFAR		97.48	48,742,190.00	(2,869,138.13)	(1,578,667.47)	0.87	5.48
US TREASURY N/B NOTES	DTD 05/15/2021 0.250% 05/15/2024	91282CCC3	75,000,000.00	RBC		95.61	71,707,035.00	(1,236,324.38)	(2,478,984.41)	0.87	5.46
US TREASURY NOTES	DTD 05/31/2017 2.000% 05/31/2024	912828XT2	50,000,000.00	BARCLAY		96.92	48,460,940.00	(1,365,231.88)	(1,466,360.35)	0.91	5.48
US TREASURY NOTES	DTD 06/30/2017 2.000% 06/30/2024	912828XX3	50,000,000.00	DAIWA		96.70	48,351,560.00	(2,535,158.75)	(1,834,554.06)	1.00	5.43
US TREASURY NOTES	DTD 06/30/2017 2.000% 06/30/2024	912828XX3	50,000,000.00	MORGANST		96.70	48,351,560.00	(2,666,018.13)	(1,866,535.14)	1.00	5.43
US TREASURY NOTES	DTD 06/30/2017 2.000% 06/30/2024	912828XX3	50,000,000.00	RBC		96.70	48,351,560.00	(2,583,986.88)	(1,849,307.42)	1.00	5.43
US TREASURY NOTES	DTD 06/30/2019 1.750% 06/30/2024	9128286Z8	50,000,000.00	MORGANST		96.44	48,218,750.00	(1,955,078.13)	(1,819,425.25)	1.00	5.46
US TREASURY NOTES	DTD 06/30/2019 1.750% 06/30/2024	9128286Z8	50,000,000.00	BARCLAY		96.44	48,218,750.00	(1,482,421.88)	(1,650,153.53)	1.00	5.46
US TREASURY NOTES	DTD 06/30/2019 1.750% 06/30/2024	9128286Z8	50,000,000.00	STIFEL		96.44	48,218,750.00	(523,437.50)	(1,167,477.86)	1.00	5.46
US TREASURY N/B NOTES	DTD 07/15/2021 0.375% 07/15/2024	91282CCL3	100,000,000.00	PIPER S		94.97	94,968,750.00	289,062.50	(2,332,026.03)	1.04	5.41
US TREASURY NOTES	DTD 07/31/2017 2.125% 07/31/2024	9128282N9	50,000,000.00	TOR DOM		96.58	48,289,060.00	(3,185,549.38)	(2,043,672.37)	1.07	5.41
US TREASURY NOTES	DTD 07/31/2017 2.125% 07/31/2024	9128282N9	50,000,000.00	PIPER S		96.58	48,289,060.00	(1,140,627.50)	(1,444,300.39)	1.07	5.41

Managed Account Fair Market Value & Analytics

For the Month Ending **June 30, 2023**

SAN BERNARDINO COUNTY - 76990800

Security Type/Description	Dated Date/Coupon/Maturity	CUSIP	Par	Broker	Next Call Date	Market Price	Market Value	Unreal G/L On Cost	Unreal G/L Amort Cost	Effective Duration	YTM at Mkt
U.S. Treasury Bond / Note											
US TREASURY NOTES		912828Y87	50,000,000.00	DAIWA		96.17	48,085,940.00	(238,278.75)	(1,061,091.65)	1.07	5.43
DTD 07/31/2019 1.750% 07/31/2024											
US TREASURY NOTES		912828D56	50,000,000.00	BNP		96.77	48,382,810.00	(896,486.88)	(1,244,130.83)	1.11	5.37
DTD 08/15/2014 2.375% 08/15/2024											
US TREASURY NOTES		912828YE4	50,000,000.00	BOFA		95.36	47,679,690.00	(2,033,200.63)	(2,188,910.53)	1.16	5.40
DTD 08/31/2019 1.250% 08/31/2024											
US TREASURY NOTES		912828YE4	50,000,000.00	RBC		95.36	47,679,690.00	(1,738,278.75)	(2,052,211.46)	1.16	5.40
DTD 08/31/2019 1.250% 08/31/2024											
US TREASURY NOTES		912828YH7	50,000,000.00	TOR DOM		95.41	47,703,125.00	(1,980,468.75)	(2,145,780.27)	1.24	5.34
DTD 09/30/2019 1.500% 09/30/2024											
US TREASURY NOTES		912828YH7	50,000,000.00	BNP		95.41	47,703,125.00	(980,468.75)	(1,635,051.40)	1.24	5.34
DTD 09/30/2019 1.500% 09/30/2024											
US TREASURY N/B NOTES		91282CDB4	75,000,000.00	MORGANS		94.20	70,652,340.00	(2,141,605.31)	(3,251,599.14)	1.29	5.33
DTD 10/15/2021 0.625% 10/15/2024											
US TREASURY N/B NOTES		91282CDH1	75,000,000.00	DAIWA		94.05	70,535,160.00	(1,054,683.75)	(2,681,774.93)	1.37	5.30
DTD 11/15/2021 0.750% 11/15/2024											
US TREASURY NOTES		912828Z52	50,000,000.00	BAML		94.30	47,148,440.00	(3,697,263.13)	(3,263,405.35)	1.56	5.17
DTD 01/31/2020 1.375% 01/31/2025											
US TREASURY NOTES		912828J27	50,000,000.00	MIZUHO		95.16	47,578,125.00	(2,998,046.88)	(2,603,840.11)	1.60	5.14
DTD 02/17/2015 2.000% 02/15/2025											
US TREASURY N/B NOTES		91282CDZ1	50,000,000.00	BARCLAY		94.39	47,195,310.00	(2,572,268.13)	(2,676,642.77)	1.60	5.14
DTD 02/15/2022 1.500% 02/15/2025											
US TREASURY N/B NOTES		91282CED9	100,000,000.00	BARCLAY		94.58	94,578,120.00	(1,312,505.00)	(1,668,008.12)	1.68	5.10
DTD 03/15/2022 1.750% 03/15/2025											
US TREASURY NOTES		912828XB1	50,000,000.00	BMO		94.94	47,468,750.00	(3,640,625.00)	(2,913,908.85)	1.84	4.99
DTD 05/15/2015 2.125% 05/15/2025											
US TREASURY N/B NOTES		91282CEQ0	50,000,000.00	BOFA		96.05	48,023,440.00	(1,628,903.75)	(1,754,319.93)	1.83	4.98
DTD 05/15/2022 2.750% 05/15/2025											
US TREASURY NOTES		912828ZT0	50,000,000.00	CITI		91.50	45,750,000.00	(2,917,968.75)	(3,523,814.74)	1.91	4.95
DTD 05/31/2020 0.250% 05/31/2025											
US TREASURY N/B NOTES		91282CEU1	25,000,000.00	MS		96.19	24,046,875.00	(307,617.19)	(368,159.11)	1.92	4.94
DTD 06/15/2022 2.875% 06/15/2025											
US TREASURY N/B NOTES		91282CEU1	25,000,000.00	MUFG		96.19	24,046,875.00	(306,640.63)	(366,530.68)	1.92	4.94
DTD 06/15/2022 2.875% 06/15/2025											

Managed Account Fair Market Value & Analytics

For the Month Ending **June 30, 2023**

SAN BERNARDINO COUNTY - 76990800

Security Type/Description	CUSIP	Par	Broker	Next Call Date	Market Price	Market Value	Unreal G/L On Cost	Unreal G/L Amort Cost	Effective Duration	YTM at Mkt
U.S. Treasury Bond / Note										
US TREASURY NOTES DTD 06/30/2020 0.250% 06/30/2025	912828ZW3	50,000,000.00	TOR DOM		91.33	45,664,060.00	(2,941,408.75)	(3,561,200.42)	2.00	4.85
US TREASURY NOTES DTD 06/30/2020 0.250% 06/30/2025	912828ZW3	50,000,000.00	BOFA		91.33	45,664,060.00	(2,501,955.63)	(3,266,604.07)	2.00	4.85
US TREASURY NOTES DTD 06/30/2020 0.250% 06/30/2025	912828ZW3	50,000,000.00	RBC		91.33	45,664,060.00	(330,080.63)	(1,715,619.80)	2.00	4.85
US TREASURY NOTES DTD 06/30/2020 0.250% 06/30/2025	912828ZW3	75,000,000.00	MORGANS		91.33	68,496,090.00	(3,562,503.75)	(4,786,128.75)	2.00	4.85
US TREASURY NOTES DTD 06/30/2020 0.250% 06/30/2025	912828ZW3	75,000,000.00	MIZUHO		91.33	68,496,090.00	(3,480,472.50)	(4,731,131.39)	2.00	4.85
US TREASURY N/B NOTES DTD 07/15/2022 3.000% 07/15/2025	91282CEY3	50,000,000.00	BNP DIR		96.38	48,187,500.00	(818,359.38)	(915,847.75)	1.97	4.89
US TREASURY NOTES DTD 07/31/2020 0.250% 07/31/2025	91282CAB7	50,000,000.00	PIPER J		90.97	45,484,375.00	(2,986,328.13)	(3,650,349.97)	2.08	4.86
US TREASURY NOTES DTD 07/31/2020 0.250% 07/31/2025	91282CAB7	50,000,000.00	BARCLAY		90.97	45,484,375.00	(2,998,046.88)	(3,656,980.43)	2.08	4.86
US TREASURY NOTES DTD 08/31/2020 0.250% 08/31/2025	91282CAJ0	50,000,000.00	DAIWA		90.72	45,359,375.00	(2,500,000.00)	(3,356,250.00)	2.16	4.81
US TREASURY NOTES DTD 08/31/2020 0.250% 08/31/2025	91282CAJ0	50,000,000.00	CITIGRP		90.72	45,359,375.00	(121,093.75)	(1,554,876.08)	2.16	4.81
US TREASURY NOTES DTD 08/31/2020 0.250% 08/31/2025	91282CAJ0	75,000,000.00	CITIGRP		90.72	68,039,062.50	(2,730,468.75)	(4,320,644.95)	2.16	4.81
US TREASURY NOTES DTD 09/30/2020 0.250% 09/30/2025	91282CAM3	50,000,000.00	WELLS_F		90.56	45,281,250.00	(1,669,921.88)	(2,783,509.29)	2.24	4.72
US TREASURY NOTES DTD 10/31/2020 0.250% 10/31/2025	91282CAT8	50,000,000.00	MORGANS		90.25	45,125,000.00	(664,062.50)	(2,120,452.69)	2.33	4.71
US TREASURY NOTES DTD 10/31/2020 0.250% 10/31/2025	91282CAT8	50,000,000.00	BK AMER		90.25	45,125,000.00	1,037,109.37	(408,189.29)	2.33	4.71
US TREASURY NOTES DTD 01/31/2021 0.375% 01/31/2026	91282CBH3	50,000,000.00	RBC		89.77	44,882,810.00	749,997.50	(546,297.84)	2.57	4.62
US TREASURY NOTES DTD 01/31/2021 0.375% 01/31/2026	91282CBH3	50,000,000.00	BNP DIR		89.77	44,882,810.00	925,778.75	(385,951.00)	2.57	4.62
US TREASURY NOTES DTD 01/31/2021 0.375% 01/31/2026	91282CBH3	50,000,000.00	JPMCHAS		89.77	44,882,810.00	316,403.75	(544,842.63)	2.57	4.62

Managed Account Fair Market Value & Analytics

For the Month Ending **June 30, 2023**

SAN BERNARDINO COUNTY - 76990800

Security Type/Description Dated Date/Coupon/Maturity	CUSIP	Par	Broker	Next Call Date	Market Price	Market Value	Unreal G/L On Cost	Unreal G/L Amort Cost	Effective Duration	YTM at Mkt
U.S. Treasury Bond / Note										
US TREASURY NOTES DTD 02/28/2021 0.500% 02/28/2026	91282CBQ3	50,000,000.00	BNP DIR		89.83	44,914,060.00	1,140,622.50	(128,128.78)	2.65	4.59
US TREASURY N/B NOTES DTD 05/31/2021 0.750% 05/31/2026	91282CCF6	50,000,000.00	STIFEL		89.81	44,906,250.00	681,640.62	(500,179.42)	2.89	4.52
US TREASURY NOTES DTD 05/31/2019 2.125% 05/31/2026	9128286X3	50,000,000.00	BARCLAY		93.53	46,765,625.00	466,796.87	(216,191.20)	2.84	4.52
US TREASURY N/B NOTES DTD 06/30/2021 0.875% 06/30/2026	91282CCJ8	50,000,000.00	BAML		90.09	45,046,875.00	74,218.75	(488,452.33)	2.97	4.44
US TREASURY N/B NOTES DTD 06/30/2021 0.875% 06/30/2026	91282CCJ8	50,000,000.00	DAIWA		90.09	45,046,875.00	191,406.25	(376,957.88)	2.97	4.44
US TREASURY NOTES DTD 05/15/2017 2.375% 05/15/2027	912828X88	50,000,000.00	CITIGRP		93.13	46,562,500.00	503,906.25	(139,779.03)	3.71	4.32
US TREASURY NOTES DTD 05/15/2017 2.375% 05/15/2027	912828X88	50,000,000.00	BARCLAY		93.13	46,562,500.00	230,468.75	(307,440.97)	3.71	4.32
US TREASURY NOTES DTD 06/30/2020 0.500% 06/30/2027	912828ZV5	50,000,000.00	BAML		86.20	43,101,560.00	978,513.12	(137,504.34)	3.96	4.29
US TREASURY NOTES DTD 07/31/2020 0.375% 07/31/2027	91282CAD3	50,000,000.00	TD SEC		85.53	42,765,625.00	906,250.00	(369,175.98)	4.05	4.27
US TREASURY NOTES DTD 08/15/2017 2.250% 08/15/2027	9128282R0	50,000,000.00	JEFFERI		92.44	46,218,750.00	929,687.50	284,464.54	3.92	4.27

Security Type Sub-Total		3,425,000,000.00				3,218,527,322.50	(66,918,966.68)	(106,313,312.60)	1.67	5.03
--------------------------------	--	-------------------------	--	--	--	-------------------------	------------------------	-------------------------	-------------	-------------

U.S. Treasury Bill										
US TREASURY BILL DTD 11/03/2022 0.000% 11/02/2023	912796YT0	25,000,000.00	JPMCHAS		98.23	24,556,480.00	101,271.67	6,841.11	0.36	5.20

Security Type Sub-Total		25,000,000.00				24,556,480.00	101,271.67	6,841.11	0.36	5.20
--------------------------------	--	----------------------	--	--	--	----------------------	-------------------	-----------------	-------------	-------------

Supra-National Agency Bond / Note										
INTER-AMERICAN DEVELOPMENT BANK NOTE DTD 10/04/2013 3.000% 10/04/2023	4581X0CC0	25,000,000.00	BMO		99.39	24,846,625.00	(633,375.00)	(180,878.02)	0.26	5.34

Managed Account Fair Market Value & Analytics

For the Month Ending **June 30, 2023**

SAN BERNARDINO COUNTY - 76990800

Security Type/Description	Dated Date/Coupon/Maturity	CUSIP	Par	Broker	Next Call Date	Market Price	Market Value	Unreal G/L On Cost	Unreal G/L Amort Cost	Effective Duration	YTM at Mkt
Supra-National Agency Bond / Note											
INTL BK RECON & DEVELOP NOTES DTD 11/24/2020 0.250% 11/24/2023		459058JM6	25,000,000.00	TD		98.00	24,499,725.00	(446,525.00)	(493,108.33)	0.40	5.36
INTL BK RECON & DEVELOP NOTES DTD 03/29/2022 2.250% 03/28/2024		45906M3C3	13,000,000.00	BOFA		97.58	12,685,101.00	(304,759.00)	(311,134.70)	0.74	5.61
INTL BANK OF RECON AND DEV SN (FLOATER) DTD 06/16/2020 5.450% 06/17/2024		45906M2B6	10,000,000.00	BMO		100.25	10,025,020.00	25,020.00	25,020.00	0.01	5.43
INTER-AMERICAN DEVEL BK NOTES DTD 07/01/2022 3.250% 07/01/2024		4581X0EE4	60,000,000.00	BMO		97.80	58,680,360.00	(1,313,640.00)	(1,316,635.90)	0.98	5.53
INTL FINANCE CORP CORPORATE NOTES DTD 09/15/2022 3.625% 09/15/2025		45950KDA5	20,000,000.00	TOR DOM		97.60	19,520,840.00	(471,360.00)	(473,416.75)	2.12	4.78
INTER-AMERICAN DEVEL BK NOTES DTD 07/06/2023 4.500% 05/15/2026		4581X0EK0	15,000,000.00	WELLSFA		99.65	14,946,900.00	(41,550.00)	(41,550.00)	2.73	4.63
Security Type Sub-Total			168,000,000.00				165,204,571.00	(3,186,189.00)	(2,791,703.70)	1.00	5.31
Repurchase Agreement											
CANTOR FITZGERALD REPO AGRMT DTD 06/27/2023 5.020% 07/03/2023		RE1365015	100,000,000.00	CANTFIT		100.00	99,998,565.80	(1,434.20)	(1,434.20)	0.01	5.19
Security Type Sub-Total			100,000,000.00				99,998,565.80	(1,434.20)	(1,434.20)	0.01	5.19
Money Market Mutual Fund											
NORTHERN TRUST INST GOVT SELECT 848		665278701	1,000,000.00			1.00	1,000,000.00	0.00	0.00	0.00	4.98
FEDERATED GOVT OBLIGATIONS FUND		608919718	1,000,000.00			1.00	1,000,000.00	0.00	0.00	0.00	4.92
FIDELITY GOV'T MM FUND 2642		31607A703	301,000,000.00			1.00	301,000,000.00	0.00	0.00	0.00	4.99
MORGAN STANLEY LIQ GOVT-INST FUND		61747C707	326,000,000.00			1.00	326,000,000.00	0.00	0.00	0.00	5.02
Security Type Sub-Total			629,000,000.00				629,000,000.00	0.00	0.00	0.00	5.01
Joint Powers Authority											
INVESTMENT TRUST OF CALIFORNIA		CALTRUST3	10,000,000.00	DIRECT		1.00	10,000,000.00	0.00	0.00	0.00	5.11

Managed Account Fair Market Value & Analytics

For the Month Ending **June 30, 2023**

SAN BERNARDINO COUNTY - 76990800

Security Type/Description	Dated Date/Coupon/Maturity	CUSIP	Par	Broker	Next Call Date	Market Price	Market Value	Unreal G/L On Cost	Unreal G/L Amort Cost	Effective Duration	YTM at Mkt
Joint Powers Authority											
CALIFORNIA ASSET MANAGEMENT PROGRAM		CAMPMF025	15,000,000.00	DIRECT		1.00	15,000,000.00	0.00	0.00	0.00	5.27
CALIFORNIA ASSET MANAGEMENT PROGRAM		CAMPMF025	19,000,000.00	DIRECT		1.00	19,000,000.00	0.00	0.00	0.00	5.27
CALIFORNIA ASSET MANAGEMENT PROGRAM		CAMPMF025	19,000,000.00	DIRECT		1.00	19,000,000.00	0.00	0.00	0.00	5.27
CALIFORNIA ASSET MANAGEMENT PROGRAM		CAMPMF025	22,000,000.00	DIRECT		1.00	22,000,000.00	0.00	0.00	0.00	5.27
CALIFORNIA ASSET MANAGEMENT PROGRAM		CAMPMF025	33,000,000.00	DIRECT		1.00	33,000,000.00	0.00	0.00	0.00	5.27
CALIFORNIA ASSET MANAGEMENT PROGRAM		CAMPMF025	37,000,000.00	DIRECT		1.00	37,000,000.00	0.00	0.00	0.00	5.27
CALIFORNIA ASSET MANAGEMENT PROGRAM		CAMPMF025	39,000,000.00	DIRECT		1.00	39,000,000.00	0.00	0.00	0.00	5.27
CALIFORNIA ASSET MANAGEMENT PROGRAM		CAMPMF025	40,000,000.00	DIRECT		1.00	40,000,000.00	0.00	0.00	0.00	5.27
CALIFORNIA ASSET MANAGEMENT PROGRAM		CAMPMF025	56,000,000.00	DIRECT		1.00	56,000,000.00	0.00	0.00	0.00	5.27
CALIFORNIA ASSET MANAGEMENT PROGRAM		CAMPMF025	75,000,000.00	DIRECT		1.00	75,000,000.00	0.00	0.00	0.00	5.27
CALIFORNIA ASSET MANAGEMENT PROGRAM		CAMPMF025	99,000,000.00	DIRECT		1.00	99,000,000.00	0.00	0.00	0.00	5.27
CALIFORNIA ASSET MANAGEMENT PROGRAM		CAMPMF025	150,000,000.00	DIRECT		1.00	150,000,000.00	0.00	0.00	0.00	5.27
Security Type Sub-Total			614,000,000.00				614,000,000.00	0.00	0.00	0.00	5.27
Federally Insured Cash Account											
STONECASTLE FICA		FICAMF003	22,169.05			1.00	22,169.05	0.00	0.00	0.00	5.06
Security Type Sub-Total			22,169.05				22,169.05	0.00	0.00	0.00	5.06
Federal Agency Mortgage-Backed Security											

Managed Account Fair Market Value & Analytics

For the Month Ending **June 30, 2023**

SAN BERNARDINO COUNTY - 76990800

Security Type/Description	Dated Date/Coupon/Maturity	CUSIP	Par	Broker	Next Call Date	Market Price	Market Value	Unreal G/L On Cost	Unreal G/L Amort Cost	Effective Duration	YTM at Mkt
Federal Agency Mortgage-Backed Security											
FR WN1252		3132XFMA3	9,786,000.00	JPMCHAS		99.22	9,709,305.45	67,037.32	66,199.23	4.20	4.69
DTD 06/01/2023 4.500% 03/01/2028											
FR WN1245		3132XFL30	25,000,000.00	JPMCHAS		98.58	24,643,853.00	131,157.69	124,949.99	4.21	4.69
DTD 06/01/2023 4.350% 03/01/2028											
FR WN1250		3132XFL89	75,000,000.00	BMO		98.84	74,132,417.25	283,784.44	277,301.52	4.34	4.67
DTD 06/01/2023 4.400% 05/01/2028											
Security Type Sub-Total			109,786,000.00				108,485,575.70	481,979.45	468,450.74	4.30	4.68
Federal Agency Discount Note											
FED FARM CRD DISCOUNT NT DISC NOTES		313312LD0	75,000,000.00	LOOP CA		99.06	74,292,733.13	1,670,733.13	(107,933.54)	0.18	5.44
DTD 12/29/2022 0.000% 09/01/2023											
FED HOME LN DISCOUNT NT DISC NOTES		313384OU6	50,000,000.00	RAYMOND		97.36	48,682,331.55	185,859.33	(166,737.89)	0.49	5.60
DTD 12/21/2022 0.000% 12/21/2023											
FED HOME LN DISCOUNT NT DISC NOTES		313384RN1	44,538,000.00	PIPER S		97.08	43,239,657.22	86,498.29	(101,489.19)	0.55	5.63
DTD 01/09/2023 0.000% 01/08/2024											
Security Type Sub-Total			169,538,000.00				166,214,721.90	1,943,090.75	(376,160.62)	0.37	5.54
Federal Agency Commercial Mortgage-Backed Security											
FHMS K033 A2		3137B4WB8	148,820.48	CANTFIT		100.00	148,820.48	(9,498.93)	0.00	0.00	3.05
DTD 10/01/2013 3.060% 07/01/2023											
FHMS K034 A2		3137B5JM6	10,304,186.00	MORGANS		100.00	10,304,186.00	(94,991.71)	0.00	0.08	3.52
DTD 11/01/2013 3.531% 07/01/2023											
FHLMC MULTIFAMILY STRUCTURED P		3137BSPW7	12,273,670.16	CANTFIT		99.40	12,199,647.90	(46,214.73)	(71,679.78)	0.11	9.51
DTD 11/01/2016 2.454% 08/01/2023											
FHLMC SERIES K037 A2		3137B7YY9	55,619,424.69	JPMCHAS		98.91	55,012,679.06	(1,245,499.96)	(799,735.44)	0.50	5.70
DTD 03/01/2014 3.490% 01/01/2024											
FHMS K039 A2		3137BDCW4	25,000,000.00	LOOP		97.71	24,428,076.25	(430,322.19)	(498,929.14)	0.88	5.66
DTD 09/01/2014 3.303% 07/01/2024											
FHMS KMP1 A2		3137FATE8	50,000,000.00	JPMCHAS		96.90	48,448,196.00	(5,575,241.50)	(2,830,670.84)	1.07	5.94
DTD 09/01/2017 2.982% 08/01/2024											
FHMS K729 A2		3137FCM43	16,500,000.00	CANTFIT		97.01	16,006,999.31	(1,962,531.94)	(994,898.76)	1.13	5.61
DTD 12/01/2017 3.136% 10/01/2024											

Managed Account Fair Market Value & Analytics

For the Month Ending **June 30, 2023**

SAN BERNARDINO COUNTY - 76990800

Security Type/Description	Dated Date/Coupon/Maturity	CUSIP	Par	Broker	Next Call Date	Market Price	Market Value	Unreal G/L On Cost	Unreal G/L Amort Cost	Effective Duration	YTM at Mkt
Federal Agency Commercial Mortgage-Backed Security											
FHMS K042 A2		3137BFXT3	65,470,000.00	JPMCHAS		96.11	62,920,001.77	(1,486,110.73)	(1,927,498.10)	1.39	5.53
DTD 01/28/2015 2.670% 12/01/2024											
FHMS K045 A2		3137BHXJ1	22,573,806.50	MS		96.38	21,756,140.11	(3,044,184.40)	(1,647,330.96)	1.45	5.54
DTD 05/01/2015 3.023% 01/01/2025											
FHMS K046 A2		3137BJP64	50,000,000.00	MS		96.46	48,229,202.00	(143,844.88)	(630,620.27)	1.59	5.43
DTD 06/17/2015 3.205% 03/01/2025											
FHMS K732 AM		3137FG7G4	25,000,000.00	CANTFIT		96.95	24,237,182.25	(2,006,958.38)	(1,487,035.15)	1.77	5.45
DTD 06/28/2018 3.700% 05/01/2025											
FHMS K047 A2		3137BKRJ1	75,000,000.00	MORGANS		96.54	72,406,776.00	(3,302,208.38)	(3,039,251.73)	1.70	5.31
DTD 07/30/2015 3.329% 05/01/2025											
FHMS KJ32 A1		3137F72U8	446,771.25	JPM		95.22	425,425.34	(21,344.10)	(21,345.14)	0.91	3.08
DTD 11/01/2020 0.516% 06/01/2025											
FHLMC SERIES K049 A2		3137BLMZ8	10,000,000.00	FHN		95.80	9,579,496.70	(444,722.05)	(435,818.10)	1.86	5.23
DTD 10/01/2015 3.010% 07/01/2025											
FHMS K733 A2		3137FJXO7	3,318,488.62	MORGANS		97.03	3,219,985.92	(382,518.65)	(256,704.57)	1.93	5.26
DTD 11/09/2018 3.750% 08/01/2025											
FHMS K050 A2		3137BLW95	30,000,000.00	CANTFIT		96.31	28,892,412.90	(1,964,227.73)	(1,638,718.23)	2.01	5.21
DTD 11/01/2015 3.334% 08/01/2025											
FHMS K052 A1		3137BM7C4	50,000,000.00	JPMCHAS		96.18	48,088,569.50	(2,345,024.25)	(2,197,725.12)	1.99	5.17
DTD 12/01/2015 3.308% 09/01/2025											
FHMS K726 A1		3137BYLE8	25,000,000.00	INCAPIT		94.82	23,703,936.75	(3,159,344.50)	(2,245,586.76)	2.18	5.14
DTD 06/01/2017 2.700% 10/01/2025											
FHMS KJ23 A1		3137FKSQ0	60,000,000.00	JPMCHAS		96.84	58,102,627.80	(7,128,622.20)	(4,641,361.21)	2.16	5.17
DTD 01/29/2019 3.683% 10/01/2025											
FRESB 2021-SB82 A5		30318CAA5	1,119,725.59	PIPER J		100.00	1,119,725.59	(5,491.13)	(2,688.89)	2.32	0.67
DTD 01/01/2021 0.670% 11/01/2025											
FRESB 2021-SB82 A5		30318CAA5	2,612,693.13	WELLS_F		100.00	2,612,693.13	(12,812.67)	(6,274.09)	2.32	0.67
DTD 01/01/2021 0.670% 11/01/2025											
FHMS K053 A2		3137BN6G4	59,300,000.00	PIPER J		95.30	56,512,802.75	(991,982.41)	(1,151,145.79)	2.20	5.06
DTD 03/29/2016 2.995% 12/01/2025											
FRESB 2021-SB83		30318NAA1	3,434,125.94	JPMCHAS		100.00	3,434,125.94	(16,126.65)	(8,303.82)	2.48	0.67
DTD 02/01/2021 0.670% 01/01/2026											
FHMS K055 A2		3137BPW21	83,500,000.00	MORGANS		94.22	78,673,113.00	(2,566,515.91)	(3,186,349.41)	2.57	4.99
DTD 06/22/2016 2.673% 03/01/2026											

Managed Account Fair Market Value & Analytics

For the Month Ending **June 30, 2023**

SAN BERNARDINO COUNTY - 76990800

Security Type/Description	Dated Date/Coupon/Maturity	CUSIP	Par	Broker	Next Call Date	Market Price	Market Value	Unreal G/L On Cost	Unreal G/L Amort Cost	Effective Duration	YTM at Mkt
Federal Agency Commercial Mortgage-Backed Security											
FHMS KJ34 A1		3137H1LS3	3,755,810.89	JPMCHAS		92.05	3,457,315.83	(298,449.99)	(298,467.89)	1.78	3.55
DTD 07/01/2021 0.681% 06/01/2026											
FHMS K736 A2		3137FNWX4	15,000,000.00	MORGANS		92.96	13,944,132.45	(1,614,851.93)	(1,424,709.74)	2.69	4.80
DTD 09/01/2019 2.282% 07/01/2026											
FHMS KJ21 A2		3137FHGE7	9,948,221.09	CANTFIT		96.84	9,634,118.34	(113,583.93)	(143,992.28)	2.24	4.78
DTD 09/01/2018 3.700% 09/01/2026											
FHMS K729 A2		3137FQXJ7	8,250,000.00	CANTFIT		93.11	7,681,482.11	(1,134,416.33)	(918,850.01)	3.11	4.82
DTD 01/01/2020 2.525% 10/01/2026											
FHMS KJ36 A1		3137H4RZ5	1,348,415.35	MORGANS		91.86	1,238,630.45	(109,779.51)	(109,781.18)	2.15	3.84
DTD 12/01/2021 1.298% 12/01/2026											
FHMS K062 A2		3137BUX60	10,000,000.00	MORGANS		95.56	9,555,682.50	(1,194,317.50)	(973,255.95)	3.22	4.83
DTD 02/01/2017 3.413% 12/01/2026											
FHMS K062 A2		3137BUX60	18,867,855.00	TOR DOM		95.56	18,029,523.18	(2,277,005.76)	(1,852,958.44)	3.22	4.83
DTD 02/01/2017 3.413% 12/01/2026											
FRESB 2022-SB97		30311SAA7	21,691,617.07	WELLS_F		90.05	19,532,236.11	(1,299,698.80)	(1,513,880.78)	3.46	4.81
DTD 04/01/2022 1.780% 02/01/2027											
FHLMC MULTIFAMILY STRUCTURED P		3137F1G44	5,000,000.00	JPMCHAS		94.80	4,739,916.20	(94,458.80)	(103,488.73)	3.44	4.76
DTD 07/01/2017 3.243% 04/01/2027											
FHMS KJ39 A1		3137H73W1	38,090,160.25	MORGANS		94.81	36,112,529.03	(1,971,346.34)	(1,972,863.62)	3.55	4.25
DTD 04/01/2022 2.750% 04/01/2027											
FHLMC MULTIFAMILY STRUCTURED P		3137F1G44	50,000,000.00	JPMCHAS		94.80	47,399,162.00	(2,887,947.38)	(2,818,754.81)	3.44	4.76
DTD 07/01/2017 3.243% 04/01/2027											
FRESB 2022-SB103 A5F		30329MAA0	8,463,240.43	WELLSFA		90.78	7,682,941.51	100,834.44	(28,419.47)	3.75	4.66
DTD 10/01/2022 2.080% 06/01/2027											
FHLMC MULTIFAMILY STRUCTURED P		3137F2LJ3	36,557,817.00	TOR DOM		94.30	34,472,956.14	(3,632,855.92)	(3,233,218.00)	3.55	4.71
DTD 08/01/2017 3.117% 06/01/2027											
FHMS K068 A2		3137FBBX3	81,306,000.00	CANTFIT		94.57	76,890,442.70	(3,094,334.80)	(3,354,597.14)	3.81	4.71
DTD 10/27/2017 3.244% 08/01/2027											
FHMS K739 A2		3137F64P9	12,000,000.00	JPMCHAS		87.86	10,543,545.24	62,295.24	(164,244.56)	4.04	4.54
DTD 11/01/2020 1.336% 09/01/2027											
FHMS K740 A2		3137F72B0	22,000,000.00	JPMCHAS		87.85	19,326,610.60	83,485.60	(327,735.42)	4.03	4.68
DTD 11/01/2020 1.470% 09/01/2027											
FRESB 2022-SB104 A5F		30329QAA1	25,861,996.03	JPMCHAS		91.72	23,719,888.28	112,075.56	(178,079.61)	3.93	4.80
DTD 11/01/2022 2.600% 09/01/2027											

Managed Account Fair Market Value & Analytics

For the Month Ending **June 30, 2023**

SAN BERNARDINO COUNTY - 76990800

Security Type/Description	Dated Date/Coupon/Maturity	CUSIP	Par	Broker	Next Call Date	Market Price	Market Value	Unreal G/L On Cost	Unreal G/L Amort Cost	Effective Duration	YTM at Mkt
Federal Agency Commercial Mortgage-Backed Security											
FHMS KGX1 AFX	DTD 12/01/2017 3.000% 10/01/2027	3137FCKD5	70,500,000.00	JPMCHAS		93.81	66,137,066.61	(331,214.64)	(735,320.86)	3.98	4.61
FHMS K072 A2	DTD 01/01/2018 3.444% 12/01/2027	3137FEBQ2	12,923,000.00	TOR DOM		95.20	12,302,901.48	(197,072.19)	(219,884.86)	4.08	4.65
FRESB 2023-SB105 A5	DTD 05/01/2023 3.740% 04/01/2028	30332AAA1	33,490,084.23	WELLS_F		94.93	31,792,692.89	(860,842.53)	(878,300.12)	4.33	4.94
FRESB 2023-SB106 A5F	DTD 06/01/2023 3.960% 05/01/2028	35802AAE3	14,000,000.00	JPMCHAS		97.05	13,587,109.38	249.38	(217.97)	4.39	4.64
FHMS K079 AM	DTD 08/01/2018 3.930% 06/01/2028	3137FGZU2	11,350,000.00	PIPER J		96.95	11,003,319.70	(265,988.89)	(269,221.72)	4.46	4.63
FHMS K079 A2	DTD 08/01/2018 3.926% 06/01/2028	3137FGZT5	100,000,000.00	TOR DOM		97.14	97,140,081.00	(1,277,887.75)	(1,305,566.81)	4.46	4.58
FHMS K747 A2	DTD 01/01/2022 2.050% 11/01/2028	3137H5DX2	34,000,000.00	CANTFIT		88.07	29,942,374.38	(345,516.25)	(399,913.00)	5.03	4.57
Security Type Sub-Total			1,381,025,929.70				1,316,329,480.56	(61,028,969.00)	(52,945,394.27)	2.69	5.03

Federal Agency Bond / Note											
FEDERAL HOME LOAN BANKS NOTES	DTD 12/16/2022 4.730% 07/03/2023	3130AUBJ2	50,000,000.00	BREAN		100.00	49,999,050.00	(950.00)	(950.00)	0.01	4.85
FEDERAL HOME LOAN BANK NOTES	DTD 12/12/2022 4.800% 07/03/2023	3130AU6Y5	75,000,000.00	PERSH		100.00	74,998,725.00	(1,275.00)	(1,275.00)	0.01	4.89
FEDERAL HOME LOAN BANKS NOTES	DTD 12/07/2022 4.800% 07/03/2023	3130AU4Z4	150,000,000.00	LOOP		100.00	149,997,450.00	(2,550.00)	(2,550.00)	0.01	4.89
FANNIE MAE NOTES	DTD 07/10/2020 0.250% 07/10/2023	3135G05G4	50,000,000.00	CITIGRP		99.90	49,950,900.00	58,400.00	(48,216.44)	0.03	3.78
FEDERAL HOME LOAN BANKS NOTES	DTD 12/07/2022 4.860% 08/01/2023	3130AU4C5	100,000,000.00	LOOP		99.96	99,956,100.00	(43,900.00)	(43,900.00)	0.09	5.27
FEDERAL HOME LOAN BANKS NOTES	DTD 12/19/2022 4.780% 08/01/2023	3130AUBU7	100,000,000.00	LOOP CA		99.95	99,950,000.00	(50,000.00)	(50,000.00)	0.09	5.26
FEDERAL HOME LOAN BANKS NOTES	DTD 12/27/2022 4.820% 08/01/2023	3130AUD27	100,000,000.00	BREAN		99.95	99,953,100.00	(46,900.00)	(46,900.00)	0.09	5.26
FEDERAL FARM CREDIT BANKS NOTES	DTD 08/14/2019 1.600% 08/14/2023	3133EKZK5	10,000,000.00	WELLSFAR		99.57	9,957,430.00	(89,670.00)	(44,003.20)	0.12	5.07

Managed Account Fair Market Value & Analytics

For the Month Ending **June 30, 2023**

SAN BERNARDINO COUNTY - 76990800

Security Type/Description	CUSIP	Par	Broker	Next Call Date	Market Price	Market Value	Unreal G/L On Cost	Unreal G/L Amort Cost	Effective Duration	YTM at Mkt
Federal Agency Bond / Note										
FREDDIE MAC NOTES DTD 08/21/2020 0.250% 08/24/2023	3137EAEV7	45,000,000.00	CITIGRP		99.29	44,678,430.00	(275,670.00)	(319,312.62)	0.15	5.05
FEDERAL HOME LOAN BANK NOTES DTD 09/10/2021 0.125% 08/28/2023	3130ANYM6	50,000,000.00	WELLS_F		99.21	49,605,950.00	(288,050.00)	(385,475.38)	0.17	5.00
FEDERAL HOME LOAN BANKS NOTES DTD 12/01/2022 4.860% 09/01/2023	3130AU2L7	100,000,000.00	GREAT P		99.90	99,900,300.00	(99,700.00)	(99,700.00)	0.17	5.37
FREDDIE MAC NOTES DTD 09/04/2020 0.250% 09/08/2023	3137EAEW5	32,000,000.00	WELLS_F		99.08	31,705,344.00	(284,096.00)	(293,993.00)	0.19	5.17
FREDDIE MAC NOTES DTD 10/16/2020 0.125% 10/16/2023	3137EAEY1	64,000,000.00	WELLS_F		98.51	63,047,552.00	(713,728.00)	(929,121.02)	0.30	5.26
FREDDIE MAC NOTES DTD 11/05/2020 0.250% 11/06/2023	3137EAEZ8	75,000,000.00	CITIGRP		98.27	73,702,350.00	(1,230,150.00)	(1,289,766.79)	0.35	5.28
FEDERAL HOME LOAN BANK NOTES DTD 11/12/2021 0.500% 11/09/2023	3130APU29	35,000,000.00	MORGANS		98.31	34,409,760.00	(574,140.00)	(587,338.90)	0.36	5.29
FANNIE MAE NOTES DTD 11/25/2020 0.250% 11/27/2023	3135G06H1	50,000,000.00	JPMCHAS		97.98	48,988,550.00	(954,450.00)	(1,003,707.98)	0.41	5.31
FREDDIE MAC NOTES DTD 12/04/2020 0.250% 12/04/2023	3137EAFA2	62,000,000.00	CITIGRP		97.84	60,662,164.00	(1,276,456.00)	(1,329,091.45)	0.43	5.41
FEDERAL HOME LOAN BANK NOTES DTD 04/17/2023 4.860% 02/01/2024	3130AVQJ4	100,000,000.00	LOOP		99.65	99,650,800.00	(349,200.00)	(349,200.00)	0.58	5.47
FEDERAL HOME LOAN BANK NOTES DTD 04/20/2023 4.950% 02/01/2024	3130AVR95	100,000,000.00	GREAT P		99.70	99,701,400.00	(298,600.00)	(298,600.00)	0.58	5.48
FEDERAL HOME LOAN BANK NOTES DTD 04/18/2023 4.910% 02/01/2024	3130AVR38	100,000,000.00	LOOP		99.68	99,678,900.00	(321,100.00)	(321,100.00)	0.58	5.47
FANNIE MAE NOTES DTD 02/08/2019 2.500% 02/05/2024	3135G0V34	100,000,000.00	JPM_CHAS		98.29	98,292,200.00	(1,335,800.00)	(1,663,111.03)	0.59	5.44
FHLB BONDS DTD 02/15/2019 2.500% 02/13/2024	3130AFW94	50,000,000.00	BARCLAYS		98.23	49,114,250.00	(708,750.00)	(863,722.04)	0.61	5.44
FEDERAL HOME LOAN BANK NOTES DTD 03/25/2022 2.125% 02/28/2024	3130ARHG9	30,000,000.00	WELLS_F		97.89	29,367,180.00	(598,620.00)	(621,080.43)	0.66	5.41
FEDERAL HOME LOAN BANK NOTES DTD 06/05/2023 5.315% 03/01/2024	3130AWCT5	100,000,000.00	GREAT P		99.89	99,891,200.00	(108,800.00)	(108,800.00)	0.66	5.49
FEDERAL HOME LOAN BANKS NOTES DTD 02/12/2014 3.250% 03/08/2024	3130A0XE5	50,000,000.00	CANTFIT		98.52	49,258,750.00	93,950.00	(344,213.64)	0.68	5.46

Managed Account Fair Market Value & Analytics

For the Month Ending **June 30, 2023**

SAN BERNARDINO COUNTY - 76990800

Security Type/Description	CUSIP	Par	Broker	Next Call Date	Market Price	Market Value	Unreal G/L On Cost	Unreal G/L Amort Cost	Effective Duration	YTM at Mkt
Federal Agency Bond / Note										
FHLMC (CALLABLE) NOTES DTD 04/29/2020 0.570% 04/29/2024	3134GVPP7	25,000,000.00	CANTFIT		96.10	24,025,625.00	(974,375.00)	(974,375.00)	0.83	5.43
FEDERAL FARM CREDIT BANK NOTES DTD 05/16/2022 2.625% 05/16/2024	3133ENWP1	40,000,000.00	CITIGRP		97.60	39,041,280.00	(904,720.00)	(935,081.15)	0.87	5.45
FHLMC (CALLABLE) NOTES DTD 05/20/2020 0.510% 05/20/2024	3134GVUY2	25,000,000.00	WELLS_F		95.78	23,945,475.00	(1,054,525.00)	(1,054,525.00)	0.89	5.43
FHLMC (CALLABLE) NOTES DTD 05/20/2020 0.500% 05/20/2024	3134GVXC7	25,000,000.00	INCAPIT		95.77	23,943,350.00	(1,056,650.00)	(1,056,650.00)	0.89	5.43
FEDERAL HOME LOAN BANK NOTES DTD 11/07/2022 4.875% 06/14/2024	3130ATVC8	50,000,000.00	MS		99.46	49,729,150.00	(334,850.00)	(310,593.77)	0.94	5.46
FEDERAL HOME LOAN BANK NOTES DTD 06/10/2022 2.750% 06/28/2024	3130ASDS5	50,000,000.00	FHN		97.44	48,717,650.00	(1,166,350.00)	(1,226,131.04)	0.99	5.43
FANNIE MAE NOTES DTD 07/08/2019 1.750% 07/02/2024	3135GOV75	25,000,000.00	CITI		96.46	24,114,750.00	(666,250.00)	(841,089.01)	0.99	5.42
FEDERAL HOME LOAN BANK NOTES DTD 07/08/2022 3.000% 07/08/2024	3130ASME6	25,000,000.00	CITIGRP		97.63	24,406,875.00	(544,625.00)	(568,377.39)	1.00	5.42
FEDERAL HOME LOAN BANK NOTES DTD 08/15/2014 2.875% 09/13/2024	3130A2UW4	25,000,000.00	WELLSFAR		97.09	24,273,525.00	(2,177,225.00)	(1,077,978.30)	1.18	5.40
FEDERAL HOME LOAN BANK NOTES DTD 08/15/2014 2.875% 09/13/2024	3130A2UW4	25,000,000.00	MORGANST		97.09	24,273,525.00	(2,159,800.00)	(1,074,139.28)	1.18	5.40
FEDERAL HOME LOAN BANK NOTES (CALLABLE) DTD 06/17/2021 0.405% 09/17/2024	3130AMVF6	23,630,000.00	TOR DOM	09/17/23	93.95	22,199,581.58	(44,046.32)	(288,397.62)	0.23	5.63
FEDERAL HOME LOAN BANK NOTES (CALLABLE) DTD 06/23/2021 0.430% 09/23/2024	3130AMVV1	41,600,000.00	TOR DOM	09/23/23	93.90	39,064,022.40	(78,249.60)	(506,660.90)	0.25	5.63
FEDERAL FARM CREDIT BANK NOTES DTD 09/26/2022 4.250% 09/26/2024	3133ENP79	50,000,000.00	MORGAN_		98.65	49,322,900.00	(673,100.00)	(674,621.20)	1.21	5.39
FEDERAL HOME LOAN BANK NOTES DTD 10/28/2022 4.500% 10/03/2024	3130ATT31	75,000,000.00	WELLS_F		98.92	74,192,325.00	(725,925.00)	(754,410.13)	1.23	5.39
FANNIE MAE NOTES DTD 10/18/2019 1.625% 10/15/2024	3135G0W66	25,000,000.00	CITI		95.41	23,851,250.00	(1,106,000.00)	(1,137,687.50)	1.28	5.35
FEDERAL FARM CREDIT BANK NOTES DTD 11/18/2022 4.500% 11/18/2024	3133ENZ94	50,000,000.00	DAIWA		98.76	49,381,150.00	(565,850.00)	(582,263.37)	1.35	5.44

Managed Account Fair Market Value & Analytics

For the Month Ending **June 30, 2023**

SAN BERNARDINO COUNTY - 76990800

Security Type/Description	CUSIP	Par	Broker	Next Call Date	Market Price	Market Value	Unreal G/L On Cost	Unreal G/L Amort Cost	Effective Duration	YTM at Mkt
Federal Agency Bond / Note										
FFCB NOTES	3133ENEJ5	75,000,000.00	WELLS_F		94.12	70,591,125.00	(4,322,625.00)	(4,369,055.20)	1.38	5.34
DTD 11/18/2021 0.875% 11/18/2024										
FEDERAL HOME LOAN BANK NOTES	3130A3GE8	10,000,000.00	JEFFERIE		96.45	9,644,830.00	(870,800.00)	(504,379.55)	1.43	5.32
DTD 11/06/2014 2.750% 12/13/2024										
FEDERAL HOME LOAN BANK NOTES	3130A3GE8	25,000,000.00	INTL_FCS		96.45	24,112,075.00	(2,272,425.00)	(1,288,562.33)	1.43	5.32
DTD 11/06/2014 2.750% 12/13/2024										
FEDERAL HOME LOAN BANK NOTES	3130A3GE8	25,000,000.00	WELLSFAR		96.45	24,112,075.00	(2,175,425.00)	(1,260,493.12)	1.43	5.32
DTD 11/06/2014 2.750% 12/13/2024										
FEDERAL HOME LOAN BANK NOTES	3130AOF40	25,000,000.00	WELLS_F		93.97	23,492,600.00	(148,900.00)	(679,684.26)	1.46	5.31
DTD 12/22/2021 1.000% 12/20/2024										
FEDERAL HOME LOAN BANK NOTES	3130AOF40	25,000,000.00	BARCLAY		93.97	23,492,600.00	(172,400.00)	(694,002.49)	1.46	5.31
DTD 12/22/2021 1.000% 12/20/2024										
FFCB NOTES	3133ENKS8	38,000,000.00	JPMCHAS		94.14	35,772,668.00	(2,141,832.00)	(2,183,837.50)	1.50	5.19
DTD 01/11/2022 1.125% 01/06/2025										
FANNIE MAE NOTES	3135G0X24	75,000,000.00	BARCLAYS		94.83	71,123,925.00	(3,636,825.00)	(3,803,145.72)	1.49	5.21
DTD 01/10/2020 1.625% 01/07/2025										
FREDDIE MAC NOTES	3137EAEP0	50,000,000.00	WELLSFAR		94.41	47,204,550.00	(2,756,950.00)	(2,782,961.23)	1.59	5.15
DTD 02/14/2020 1.500% 02/12/2025										
FEDERAL FARM CREDIT BANK NOTES	3133ENPG9	30,000,000.00	WELLS_F		94.77	28,431,810.00	(1,488,090.00)	(1,524,738.49)	1.60	5.15
DTD 02/15/2022 1.750% 02/14/2025										
FFCB BONDS	3133EPBH7	75,000,000.00	WELLS_F		99.32	74,489,475.00	(1,258,275.00)	(1,171,404.04)	1.57	5.18
DTD 02/21/2023 4.750% 02/21/2025										
FEDERAL HOME LOAN BANKS NOTES	3130AV7L0	23,000,000.00	WELLS_F		99.70	22,931,552.00	(38,088.00)	(43,092.40)	1.59	5.18
DTD 03/03/2023 5.000% 02/28/2025										
FEDERAL HOME LOAN BANKS NOTES	3130A4CH3	25,840,000.00	DAIWA		95.58	24,697,432.72	(1,960,661.68)	(1,406,907.39)	1.67	5.11
DTD 02/17/2015 2.375% 03/14/2025										
FFCB BONDS	3133EPER2	50,000,000.00	TOR DOM		98.18	49,088,950.00	(697,450.00)	(725,209.23)	1.69	5.10
DTD 03/28/2023 4.000% 03/28/2025										
FANNIE MAE NOTES	3135G03U5	50,000,000.00	CITIGRP		92.49	46,243,450.00	(3,653,550.00)	(3,719,223.79)	1.80	5.02
DTD 04/24/2020 0.625% 04/22/2025										
FHLMC (CALLABLE) NOTES	3134GVPR3	25,000,000.00	PIPER J		92.50	23,123,900.00	(1,876,100.00)	(1,876,100.00)	1.84	5.00
DTD 05/06/2020 0.700% 05/06/2025										
FEDERAL HOME LOAN BANKS NOTES	3130AWER7	41,000,000.00	CITIGRP		99.32	40,723,127.00	(242,843.00)	(243,734.82)	1.87	4.99
DTD 06/09/2023 4.625% 06/06/2025										

Managed Account Fair Market Value & Analytics

For the Month Ending **June 30, 2023**

SAN BERNARDINO COUNTY - 76990800

Security Type/Description	CUSIP	Par	Broker	Next Call Date	Market Price	Market Value	Unreal G/L On Cost	Unreal G/L Amort Cost	Effective Duration	YTM at Mkt
Federal Agency Bond / Note										
FANNIE MAE NOTES DTD 06/19/2020 0.500% 06/17/2025	3135G04Z3	50,000,000.00	WELLS_F		91.74	45,869,250.00	(4,027,250.00)	(4,090,064.97)	1.96	4.97
FREDDIE MAC NOTES DTD 07/23/2020 0.375% 07/21/2025	3137EAEU9	45,000,000.00	WELLS_F		91.25	41,060,655.00	(3,715,245.00)	(3,847,075.76)	2.05	4.90
FANNIE MAE NOTES DTD 08/27/2020 0.375% 08/25/2025	3135G05X7	50,000,000.00	BARCLAY		90.92	45,459,950.00	(4,306,050.00)	(4,439,214.47)	2.14	4.87
FREDDIE MAC (CALLABLE) NOTES DTD 09/02/2020 0.550% 09/02/2025	3134GWA22	19,900,000.00	OPCO		91.24	18,155,784.90	(1,744,215.10)	(1,744,215.10)	2.16	4.85
FEDERAL HOME LOAN BANK NOTES DTD 09/11/2020 0.375% 09/04/2025	3130AK5E2	14,000,000.00	WELLS_F		90.86	12,720,092.00	(1,237,908.00)	(1,261,528.67)	2.17	4.85
FREDDIE MAC NOTES DTD 09/25/2020 0.375% 09/23/2025	3137EAEX3	20,000,000.00	CITIGRP		90.69	18,137,240.00	(1,802,560.00)	(1,835,861.43)	2.22	4.83
FANNIE MAE NOTES DTD 11/12/2020 0.500% 11/07/2025	3135G06G3	45,000,000.00	BARCLAY		90.52	40,733,280.00	(4,105,620.00)	(4,190,637.63)	2.34	4.81
FEDERAL HOME LOAN BANK NOTES (CALLABLE) DTD 02/24/2021 0.750% 02/24/2026	3130ALCV4	58,700,000.00	CITIGRP	08/24/23	89.77	52,692,465.90	(326,548.10)	(1,114,311.49)	0.19	4.92
FEDERAL HOME LOAN BANK NOTES DTD 03/01/2023 4.500% 03/13/2026	3130AV6J6	50,000,000.00	WELLS_F		99.48	49,738,850.00	(1,283,650.00)	(1,201,621.08)	2.54	4.70
FEDERAL HOME LOAN BANKS NOTES DTD 05/10/2019 2.500% 06/12/2026	3130AGFP5	49,535,000.00	MS		94.14	46,630,218.07	(790,281.39)	(938,186.87)	2.85	4.65
FEDERAL HOME LOAN BANK (CALLABLE) NOTES DTD 09/29/2021 0.900% 06/29/2026	3130ANXZ8	50,000,000.00	TOR DOM		89.15	44,577,300.00	(575,200.00)	(854,943.76)	2.96	4.83
FEDERAL HOME LOAN BANK NOTES (CALLABLE) DTD 09/23/2021 1.030% 09/30/2026	3130APAZ8	50,000,000.00	CITI	09/30/23	88.87	44,436,850.00	(938,150.00)	(1,178,265.81)	0.28	4.77
FEDERAL HOME LOAN BANK NOTES (CALLABLE) DTD 10/26/2021 1.250% 10/26/2026	3130APJ55	34,770,000.00	CITIGRP	07/26/23	89.35	31,067,899.02	(159,037.98)	(535,015.19)	0.12	4.75
FEDERAL HOME LOAN BANK NOTES (CALLABLE) DTD 10/26/2021 1.250% 10/26/2026	3130APJ55	48,940,000.00	CITIGRP	07/26/23	89.35	43,729,162.44	(371,895.06)	(929,555.83)	0.12	4.75

Managed Account Fair Market Value & Analytics

For the Month Ending **June 30, 2023**

SAN BERNARDINO COUNTY - 76990800

Security Type/Description	Dated Date/Coupon/Maturity	CUSIP	Par	Broker	Next Call Date	Market Price	Market Value	Unreal G/L On Cost	Unreal G/L Amort Cost	Effective Duration	YTM at Mkt
Federal Agency Bond / Note											
FEDERAL HOME LOAN BANK NOTES (CALLABLE)	DTD 11/23/2021 1.500% 11/23/2026	3130APVJ1	50,000,000.00	CITIGRP	07/23/23	89.98	44,987,650.00	(67,350.00)	(558,979.17)	0.11	4.73
FANNIE MAE NOTES (CALLABLE)	DTD 12/18/2020 0.875% 12/18/2026	3135G06L2	44,500,000.00	DIRECT	09/18/23	87.92	39,124,622.50	22,472.50	(726,616.89)	0.25	4.69
FEDERAL HOME LOAN BANK NOTES (CALLABLE)	DTD 12/22/2021 1.250% 12/21/2026	3130AQF65	50,000,000.00	WELLS_F		89.76	44,878,700.00	344,700.00	(437,738.89)	3.41	4.46
FEDERAL HOME LOAN BANK NOTES (CALLABLE)	DTD 12/30/2020 0.600% 12/30/2026	3130AKK88	39,805,000.00	CITIGRP	09/30/23	87.03	34,641,176.96	(362,145.89)	(671,477.95)	0.28	4.66
FEDERAL HOME LOAN BANK NOTES (CALLABLE)	DTD 02/26/2021 1.000% 02/26/2027	3130ALDA9	22,500,000.00	INSPERE	08/26/23	87.72	19,736,887.50	(194,737.50)	(453,994.73)	0.20	4.69
FEDERAL HOME LOAN BANK NOTES (CALLABLE)	DTD 02/26/2021 1.115% 02/26/2027	3130ALGL2	25,000,000.00	LOOP CA	08/26/23	88.09	22,023,625.00	(281,875.00)	(565,221.62)	0.20	4.70
FHLB NOTES (CALLABLE)	DTD 02/26/2021 0.920% 02/26/2027	3130ALCE2	25,000,000.00	CITIGRP	08/26/23	87.46	21,864,425.00	(230,575.00)	(514,994.31)	0.20	4.69
FEDERAL HOME LOAN BANK NOTES (CALLABLE)	DTD 02/26/2021 1.115% 02/26/2027	3130ALGL2	25,510,000.00	LOOP CA	08/26/23	88.09	22,472,906.95	(200,381.05)	(486,724.79)	0.20	4.70
FEDERAL HOME LOAN BANK NOTES (CALLABLE)	DTD 02/26/2021 0.900% 02/26/2027	3130AL5A8	37,400,000.00	LOOP CA	08/26/23	87.39	32,684,682.80	191,562.80	(379,608.42)	0.20	4.69
FEDERAL FARM CREDIT BANK NOTES	DTD 01/06/2023 4.000% 01/06/2028	3133EN5N6	50,000,000.00	DAIWA		98.81	49,406,600.00	(508,400.00)	(516,592.77)	4.09	4.29
FFCB NOTES (CALLABLE)	DTD 09/20/2021 1.300% 09/20/2028	3133EM5P3	33,652,000.00	WELLS_F		85.08	28,629,842.82	(696,192.58)	(872,363.08)	5.03	4.54
FANNIE MAE NOTES (CALLABLE)	DTD 09/25/2020 0.810% 09/25/2028	3136G43D3	25,000,000.00	CITIGRP	09/25/24	82.86	20,714,225.00	(530,275.00)	(695,434.42)	1.23	4.52
Security Type Sub-Total			4,040,282,000.00				3,886,350,755.56	(81,342,792.95)	(87,424,886.24)	0.92	5.13

Corporate Note

Managed Account Fair Market Value & Analytics

For the Month Ending **June 30, 2023**

SAN BERNARDINO COUNTY - 76990800

Security Type/Description	CUSIP	Par	Broker	Next Call Date	Market Price	Market Value	Unreal G/L On Cost	Unreal G/L Amort Cost	Effective Duration	YTM at Mkt
Corporate Note										
JOHN DEERE CAPITAL CORP CORPORATE NOTES DTD 06/04/2020 0.700% 07/05/2023	24422EVH9	3,000,000.00	BARCLAY		99.98	2,999,532.00	1,992.00	(459.26)	0.01	1.82
CHEVRON USA INC CORPORATE NOTES DTD 08/12/2020 0.426% 08/11/2023	166756AJ5	10,000,000.00	BARCLAY		99.52	9,952,240.00	(47,760.00)	(47,760.00)	0.12	4.63
JOHN DEERE CAPITAL CORP CORPORATE NOTES DTD 10/09/2020 0.400% 10/10/2023	24422EVJ5	3,000,000.00	MITSU		98.55	2,956,449.00	(40,071.00)	(43,230.31)	0.28	5.70
JOHN DEERE CAPITAL CORP CORPORATE NOTES DTD 01/10/2022 0.900% 01/10/2024	24422EVX4	3,000,000.00	RBC		97.57	2,927,088.00	(72,432.00)	(72,785.10)	0.53	5.64
BANK OF NY MELLON CORP NOTES (CALLABLE) DTD 02/04/2014 3.650% 02/04/2024	06406HCS6	6,957,000.00	JPMCHAS	01/05/24	98.66	6,863,567.49	(499,443.03)	(192,050.05)	0.51	5.98
TOYOTA MOTOR CREDIT CORP CORPORATE NOTES DTD 03/22/2022 2.500% 03/22/2024	89236TJX4	20,000,000.00	JPMCHAS		97.80	19,559,420.00	(428,180.00)	(436,084.79)	0.72	5.63
AMAZON.COM INC CORPORATE NOTES DTD 04/13/2022 2.730% 04/13/2024	023135CD6	50,000,000.00	JPMCHAS		97.79	48,894,750.00	(1,105,250.00)	(1,105,250.00)	0.78	5.64
BANK ON NY MELLON CORP FLT NOTES (CALLAB) DTD 04/26/2021 5.320% 04/26/2024	06406RAT4	15,000,000.00	JPM	03/26/24	99.85	14,977,500.00	(22,500.00)	(22,500.00)	0.01	5.33
BANK OF NY MELLON CORP NOTES (CALLABLE) DTD 04/26/2021 0.500% 04/26/2024	06406RAS6	35,000,000.00	JPM	03/26/24	95.99	33,597,725.00	(1,364,825.00)	(1,392,024.09)	0.74	5.55
JOHN DEERE CAPITAL CORP CORPORATE NOTES DTD 06/10/2021 0.450% 06/07/2024	24422EVQ9	30,000,000.00	LOOP		95.44	28,630,950.00	(1,331,550.00)	(1,357,316.24)	0.94	5.52
TOYOTA MOTOR CREDIT CORP CORPORATE NOTES DTD 06/18/2021 0.500% 06/18/2024	89236TJH9	15,000,000.00	CITIGRP		95.34	14,300,370.00	(681,780.00)	(693,880.87)	0.96	5.52
TOTOTA MOTOR CREDIT CORP NOTE (FLOAT) DTD 06/18/2021 5.320% 06/18/2024	89236TJJ5	20,000,000.00	CITIGRP		99.81	19,962,540.00	(37,460.00)	(37,460.00)	0.01	5.33

Managed Account Fair Market Value & Analytics

For the Month Ending **June 30, 2023**

SAN BERNARDINO COUNTY - 76990800

Security Type/Description	CUSIP	Par	Broker	Next Call Date	Market Price	Market Value	Unreal G/L On Cost	Unreal G/L Amort Cost	Effective Duration	YTM at Mkt
Corporate Note										
JOHN DEERE CAPITAL CORP CORPORATE NOTES DTD 09/10/2021 0.625% 09/10/2024	24422EVU0	15,000,000.00	CITIGRP		94.53	14,180,070.00	(810,180.00)	(816,042.45)	1.19	5.41
TOYOTA MOTOR CREDIT CORP CORPORATE NOTES DTD 09/13/2021 0.625% 09/13/2024	89236TJN6	40,000,000.00	JPMCHAS		94.33	37,730,720.00	(2,250,480.00)	(2,261,732.55)	1.20	5.57
JOHN DEERE CAPITAL CORP CORPORATE NOTES DTD 10/11/2022 4.550% 10/11/2024	24422EWM7	15,000,000.00	CITIGRP		98.99	14,847,915.00	(142,485.00)	(145,938.90)	1.25	5.37
BANK OF NY MELLON CORP (CALLABLE) CORPOR DTD 10/25/2021 0.850% 10/25/2024	06406RAX5	50,000,000.00	JPMCHAS	09/25/24	93.96	46,980,550.00	(2,986,950.00)	(3,005,157.12)	1.23	5.66
BANK OF NY MELLON CORP FLT NOTES (CALLAB DTD 10/25/2021 5.260% 10/25/2024	06406RAY3	50,000,000.00	JPMCHAS	09/25/24	99.25	49,625,000.00	(375,000.00)	(375,000.00)	0.01	5.30
AMAZON.COM INC CORPORATE NOTES DTD 12/01/2022 4.700% 11/29/2024	023135CM6	25,000,000.00	JPMCHAS		99.35	24,838,225.00	(145,025.00)	(149,896.06)	1.38	5.18
JOHN DEERE CAPITAL CORP CORPORATE NOTES DTD 01/10/2022 1.250% 01/10/2025	24422EVY2	10,000,000.00	RBC		94.11	9,411,160.00	(584,140.00)	(586,442.83)	1.51	5.31
TOYOTA MOTOR CREDIT CORP CORPORATE NOTES DTD 01/12/2023 4.800% 01/10/2025	89236TKN4	15,000,000.00	BARCLAY		99.32	14,897,745.00	(95,805.00)	(97,309.12)	1.46	5.27
JOHN DEERE CAPITAL CORP CORPORATE NOTES DTD 03/07/2022 2.125% 03/07/2025	24422EWB1	7,000,000.00	MITSU		94.97	6,647,858.00	(349,132.00)	(350,452.99)	1.65	5.28
AMAZON.COM INC CORPORATE NOTES DTD 04/13/2022 3.000% 04/13/2025	023135CE4	50,000,000.00	JPMCHAS		96.39	48,197,450.00	(1,723,050.00)	(1,755,256.20)	1.74	5.14
BANK OF NY MELLON CORP (CALLABLE) CORP N DTD 04/26/2022 3.350% 04/25/2025	06406RBC0	50,000,000.00	CITIGRP	03/25/25	95.99	47,992,750.00	(2,000,250.00)	(2,003,005.25)	1.69	5.70
JOHN DEERE CAPITAL CORP CORPORATE NOTES DTD 06/08/2023 4.950% 06/06/2025	24422EWW5	5,000,000.00	JPMCHAS		99.79	4,989,445.00	(7,755.00)	(7,843.34)	1.86	5.06

Managed Account Fair Market Value & Analytics

For the Month Ending **June 30, 2023**

SAN BERNARDINO COUNTY - 76990800

Security Type/Description	CUSIP	Par	Broker	Next Call Date	Market Price	Market Value	Unreal G/L On Cost	Unreal G/L Amort Cost	Effective Duration	YTM at Mkt
Corporate Note										
BANK OF NY MELLON CORP CORP NOTES (CALLA DTD 06/13/2022 3.430% 06/13/2025	06406RBF3	20,000,000.00	JPMCHAS	06/13/24	97.48	19,496,040.00	(503,960.00)	(503,960.00)	0.94	4.80
MET TOWER GLOBAL FUNDING NOTES DTD 06/13/2022 3.700% 06/13/2025	58989V2E3	35,000,000.00	JPMCHAS		95.91	33,567,275.00	(1,398,425.00)	(1,410,411.22)	1.90	5.95
TOYOTA MOTOR CREDIT CORP CORPORATE NOTES DTD 06/30/2022 3.950% 06/30/2025	89236TKC8	15,000,000.00	BOFA		97.57	14,634,915.00	(350,835.00)	(355,593.67)	1.94	5.25
JOHN DEERE CAPITAL CORP CORPORATE NOTES DTD 09/08/2022 4.050% 09/08/2025	24422EWJ4	7,000,000.00	CREDITA		97.65	6,835,696.00	(160,804.00)	(161,749.26)	2.09	5.20
WALMART INC CORPORATE NOTES DTD 09/09/2022 3.900% 09/09/2025	931142EW9	5,000,000.00	BARCLAY		97.84	4,892,150.00	(104,350.00)	(105,292.06)	2.10	4.95
NESTLE HOLDINGS INC CORP NOTE DTD 09/13/2022 4.000% 09/12/2025	641062BA1	5,000,000.00	BAML		97.73	4,886,710.00	(111,640.00)	(112,078.49)	2.10	5.10
TOYOTA MOTOR CREDIT CORP CORP NOTES DTD 11/10/2022 5.400% 11/10/2025	89236TKK0	25,000,000.00	RBC CAP		100.67	25,167,150.00	196,650.00	190,378.56	2.23	5.09
BANK OF NY MELLON (CALLABLE) NOTES DTD 11/22/2022 5.224% 11/21/2025	06405LAC5	5,000,000.00	JPMCHAS	11/21/24	99.44	4,972,015.00	(27,985.00)	(27,985.00)	1.35	5.47
AMAZON.COM INC CORPORATE NOTES DTD 12/01/2022 4.600% 12/01/2025	023135CN4	25,000,000.00	JPMCHAS		99.17	24,793,650.00	(204,850.00)	(205,140.15)	2.31	4.96
MET LIFE GLOB FUNDING I NOTES DTD 01/06/2023 5.000% 01/06/2026	592179KD6	15,000,000.00	BAML		98.86	14,829,645.00	(170,355.00)	(170,355.00)	2.34	5.49
JOHN DEERE CAPITAL CORP CORPORATE NOTES DTD 01/09/2023 4.800% 01/09/2026	24422EWPO	15,000,000.00	RBC CAP		99.57	14,936,010.00	(56,940.00)	(58,052.82)	2.35	4.98
PROCTER & GAMBLE CO/THE CORPORATE NOTES DTD 01/26/2023 4.100% 01/26/2026	742718FY0	10,000,000.00	CITIGRP		98.76	9,876,270.00	(117,030.00)	(117,983.65)	2.42	4.61
WALMART INC CORPORATE NOTES (CALLABLE) DTD 04/18/2023 4.000% 04/15/2026	931142FA6	15,000,000.00	MIZUHO	03/15/26	98.21	14,730,840.00	(262,560.00)	(263,006.84)	2.65	4.69

Managed Account Fair Market Value & Analytics

For the Month Ending **June 30, 2023**

SAN BERNARDINO COUNTY - 76990800

Security Type/Description	Dated Date/Coupon/Maturity	CUSIP	Par	Broker	Next Call Date	Market Price	Market Value	Unreal G/L On Cost	Unreal G/L Amort Cost	Effective Duration	YTM at Mkt
Corporate Note											
APPLE INC (CALLABLE) CORPORATE NOTES DTD 05/10/2023 4.421% 05/08/2026		037833ES5	30,000,000.00	BARCLAY	05/08/24	99.53	29,858,700.00	(141,300.00)	(141,300.00)	0.84	4.60
TOYOTA MOTOR CREDIT CORP CORP NOTES DTD 05/18/2023 4.450% 05/18/2026		89236TKT1	25,000,000.00	MORGAN_		98.56	24,639,225.00	(346,275.00)	(346,857.12)	2.72	4.99
JOHN DEERE CAPITAL CORP CORPORATE NOTES DTD 06/08/2023 4.750% 06/08/2026		24422EWX3	5,000,000.00	JPMCHAS		99.68	4,984,235.00	(12,865.00)	(12,925.86)	2.77	4.87
Security Type Sub-Total			799,957,000.00				779,061,545.49	(20,873,035.03)	(20,757,190.10)	1.31	5.32

Commercial Paper											
AMAZON.COM INC COMM PAPER DTD 04/05/2023 0.000% 07/03/2023		02314OU31	50,000,000.00	WILLIAM		99.96	49,979,000.00	559,555.56	(7,805.56)	0.01	5.04
TOYOTA MOTOR CREDIT CORP COMM PAPER DTD 02/02/2023 0.000% 07/03/2023		89233HU36	100,000,000.00	TOYOTA		99.96	99,956,000.00	1,911,916.67	(17,388.89)	0.01	5.28
JP MORGAN SECURITIES LLC COMM PAPER DTD 10/13/2022 0.000% 07/10/2023		46640QUA7	50,000,000.00	CHASE		99.85	49,923,850.00	1,361,350.00	(13,650.00)	0.03	5.49
METLIFE SHORT TERM FUND COMM PAPER DTD 01/04/2023 0.000% 07/12/2023		59157UUC2	54,000,000.00	CITIGRP		99.83	53,905,986.00	1,259,586.00	(14,814.00)	0.03	5.23
CAFCO LLC COMM PAPER DTD 03/30/2023 0.000% 07/14/2023		1247P3UE0	50,000,000.00	CITIGRP		99.79	49,896,350.00	647,391.67	(10,663.89)	0.04	5.34
CHARTA LLC COMM PAPER DTD 03/28/2023 0.000% 07/25/2023		16115WUR6	50,000,000.00	BAML		99.63	49,814,250.00	665,430.56	(14,083.33)	0.07	5.37
CAFCO LLC COMM PAPER DTD 03/30/2023 0.000% 07/26/2023		1247P3US9	50,000,000.00	CITIGRP		99.61	49,806,350.00	643,225.00	(14,830.56)	0.08	5.38
BEDFORD ROW FUNDING CORP COMM PAPER DTD 01/31/2023 0.000% 08/01/2023		07644BV17	50,000,000.00	CHASE		99.52	49,759,350.00	996,183.33	(28,816.67)	0.09	5.44
THUNDER BAY FUNDING LLC COMM PAPER DTD 01/31/2023 0.000% 08/01/2023		88602UV15	50,000,000.00	RBC CAP		99.53	49,766,850.00	996,850.00	(21,316.67)	0.09	5.27
BOFA SECURITIES INC COMM PAPER DTD 04/03/2023 0.000% 08/02/2023		06054PV29	65,000,000.00	BAML		99.52	64,689,820.00	825,875.56	(9,735.55)	0.10	5.23

Managed Account Fair Market Value & Analytics

For the Month Ending **June 30, 2023**

SAN BERNARDINO COUNTY - 76990800

Security Type/Description Dated Date/Coupon/Maturity	CUSIP	Par	Broker	Next Call Date	Market Price	Market Value	Unreal G/L On Cost	Unreal G/L Amort Cost	Effective Duration	YTM at Mkt
Commercial Paper										
GTA FUNDING LLC COMM PAPER DTD 04/03/2023 0.000% 08/07/2023	40060XV72	50,000,000.00	TOR DOM		99.43	49,713,750.00	620,250.00	(20,055.56)	0.11	5.45
BEDFORD ROW FUNDING CORP COMM PAPER DTD 04/04/2023 0.000% 08/09/2023	07644BV90	50,000,000.00	CHASE		99.40	49,698,600.00	599,850.00	(22,441.67)	0.12	5.46
LIBERTY STREET FDG LLC COMM PAPER DTD 04/13/2023 0.000% 09/05/2023	53127UW55	25,000,000.00	SCOTIA		98.96	24,739,975.00	261,975.00	(20,775.00)	0.19	5.65
LIBERTY STREET FDG LLC COMM PAPER DTD 04/13/2023 0.000% 09/06/2023	53127UW63	25,000,000.00	SCOTIA		98.94	24,736,000.00	261,625.00	(21,125.00)	0.20	5.65
CRC FUNDING LLC COMM PAPER DTD 05/09/2023 0.000% 09/08/2023	12619UW80	25,000,000.00	CHASE		98.93	24,732,725.00	173,030.56	(16,191.66)	0.20	5.56
BOFA SECURITIES INC COMM PAPER DTD 01/18/2023 0.000% 10/02/2023	06054PX27	125,000,000.00	BAML		98.62	123,280,750.00	1,653,145.83	(23,937.50)	0.27	5.34
METLIFE SHORT TERM FUNDING COMM PAPER DTD 04/04/2023 0.000% 11/01/2023	59157UY12	23,850,000.00	CITIGRP		98.13	23,403,742.65	253,541.40	(36,375.22)	0.37	5.54
TOYOTA MOTOR CREDIT CORP COMM PAPER DTD 04/18/2023 0.000% 11/01/2023	89233HY16	40,000,000.00	LOOP		98.12	39,249,480.00	381,924.44	(39,853.34)	0.36	5.55
LIBERTY STREET FDG LLC COMM PAPER DTD 05/01/2023 0.000% 11/01/2023	53127UY12	50,000,000.00	SCOTIA		98.03	49,017,400.00	371,844.44	(77,183.34)	0.36	5.82
LIBERTY STREET FDG LLC COMM PAPER DTD 05/01/2023 0.000% 11/01/2023	53127UY12	60,000,000.00	CITIGRP		98.03	58,820,880.00	369,630.00	(102,870.00)	0.36	5.82
PROCTER & GAMBLE CO COMM PAPER DTD 05/09/2023 0.000% 11/02/2023	74271UY20	25,000,000.00	WILLIAM		98.15	24,536,250.00	158,361.11	(25,444.45)	0.36	5.44
JP MORGAN SECURITIES LLC COMM PAPER DTD 06/06/2023 0.000% 03/01/2024	46640PC19	50,000,000.00	CHASE		96.24	48,117,850.00	124,127.78	(55,538.89)	0.69	5.75
Security Type Sub-Total		1,117,850,000.00				1,107,545,208.65	15,096,669.91	(614,896.75)	0.17	5.43
Certificate of Deposit										
COOPERATIEVE RABOBANK UA CERT DEPOS DTD 08/24/2022 3.910% 07/03/2023	21684LDZ2	50,000,000.00	RABO_DI		99.99	49,994,300.00	(5,700.00)	(5,700.00)	0.01	5.11

Managed Account Fair Market Value & Analytics

For the Month Ending **June 30, 2023**

SAN BERNARDINO COUNTY - 76990800

Security Type/Description	Dated Date/Coupon/Maturity	CUSIP	Par	Broker	Next Call Date	Market Price	Market Value	Unreal G/L On Cost	Unreal G/L Amort Cost	Effective Duration	YTM at Mkt
Certificate of Deposit											
CANADIAN IMP BK COMM NY CERT DEPOS DTD 01/04/2023 5.100% 07/03/2023		13606KRW8	50,000,000.00	CIBC		100.00	49,998,826.95	(1,173.05)	(1,173.05)	0.01	5.25
TORONTO DOMINION BANK NY CERT DEPOS DTD 09/26/2022 5.000% 10/02/2023		89115BWE6	50,000,000.00	TOR DOM		99.84	49,917,600.00	(82,400.00)	(82,400.00)	0.27	5.43
TORONTO DOMINION BANK NY CERT DEPOS DTD 05/01/2023 5.350% 10/04/2023		89115BD80	50,000,000.00	TOR DOM		99.86	49,927,509.15	(72,490.85)	(72,490.85)	0.28	5.85
TORONTO DOMINION BANK NY CERT DEPOS DTD 04/06/2023 5.300% 10/06/2023		89115B5L0	50,000,000.00	TOR DOM		99.83	49,916,504.35	(83,495.65)	(83,495.65)	0.28	5.85
WELLS FARGO BANK NA CERT DEPOS DTD 04/20/2023 5.100% 11/14/2023		95001KKU7	50,000,000.00	WELLS_F		99.70	49,849,447.15	(150,552.85)	(150,552.85)	0.39	5.85
WELLS FARGO BANK NA CERT DEPOS DTD 04/10/2023 5.050% 01/03/2024		95001KJV7	100,000,000.00	WELLS_F		99.47	99,466,828.70	(533,171.30)	(533,171.30)	0.53	6.04
WELLS FARGO BANK NA CERT DEPOS DTD 04/10/2023 5.000% 02/01/2024		95001KJW5	100,000,000.00	WELLS_F		99.36	99,358,478.70	(641,521.30)	(641,521.30)	0.61	6.04
Security Type Sub-Total			500,000,000.00				498,429,495.00	(1,570,505.00)	(1,570,505.00)	0.35	5.75
Asset-Backed Security											
HAROT 2020-1 A3 DTD 02/26/2020 1.610% 04/22/2024		43813RAC1	101,414.97	JPM_CHAS		99.83	101,246.37	(148.72)	(164.72)	0.07	1.82
TLOT 2021-A A3 DTD 04/21/2021 0.390% 04/22/2024		89238EAC0	586,079.88	JPMCHAS		99.75	584,604.54	(1,406.94)	(1,456.88)	0.07	0.70
HAROT 2021-4 A2 DTD 11/24/2021 0.390% 05/21/2024		43815GAB5	348,425.18	BK AMER		99.78	347,645.82	(770.23)	(776.10)	0.07	0.64
JOHN DEERE OWNER TRUST DTD 03/11/2020 1.100% 08/15/2024		47789KAC7	35,085.10	BOFA		99.87	35,039.13	(43.83)	(45.43)	0.05	1.22
TAOT 2021-D A2 DTD 11/15/2021 0.310% 08/15/2024		89238JAB1	320,938.67	RBC		99.86	320,482.68	(453.52)	(454.98)	1.12	0.44
HART 2021-C A2A DTD 11/17/2021 0.360% 10/15/2024		44935FAB0	489,322.37	SMBC		99.86	488,633.89	(660.00)	(675.83)	0.05	0.47

Managed Account Fair Market Value & Analytics

For the Month Ending **June 30, 2023**

SAN BERNARDINO COUNTY - 76990800

Security Type/Description	CUSIP	Par	Broker	Next Call Date	Market Price	Market Value	Unreal G/L On Cost	Unreal G/L Amort Cost	Effective Duration	YTM at Mkt
Asset-Backed Security										
TAOT 2022-A A2	89239KAB7	886,226.12	MIZUHO		99.53	882,067.59	(4,134.79)	(4,147.19)	0.12	1.11
DTD 01/31/2022 0.740% 10/15/2024										
JDOT 2022-A A2	47787JAB4	1,676,591.11	BOFA		99.45	1,667,294.41	(9,204.99)	(9,249.39)	0.15	2.31
DTD 03/16/2022 1.900% 11/15/2024										
MBALT 2021-B A3	58769KAD6	11,088,925.47	JPMCHAS		98.49	10,921,812.04	(166,276.21)	(166,772.44)	0.30	1.51
DTD 06/29/2021 0.400% 11/15/2024										
BMWLT 2021-2 A3	09690AAC7	3,366,378.66	WELLS_F		98.78	3,325,164.76	(40,866.49)	(41,056.14)	0.24	1.16
DTD 09/15/2021 0.330% 12/26/2024										
BMWOT 2022-A A2A	05602RAB7	4,221,000.45	RBC		99.36	4,193,976.76	(26,720.21)	(26,850.45)	0.24	2.96
DTD 05/18/2022 2.520% 12/26/2024										
TAOT 2022-B A2A	89238FAB9	3,357,920.14	MITSU		99.26	3,333,025.86	(24,747.88)	(24,812.37)	0.25	2.84
DTD 04/13/2022 2.350% 01/15/2025										
BMWLT 2023-1 A2	05593AAB5	5,000,000.00	BAML		99.70	4,984,990.50	(14,677.50)	(14,738.43)	1.59	5.46
DTD 02/15/2023 5.270% 02/25/2025										
BMWLT 2022-1 A3	05601XAC3	6,740,981.92	MITSU		98.35	6,629,520.46	(110,453.69)	(110,912.00)	1.72	2.07
DTD 01/19/2022 1.100% 03/25/2025										
HART 2022-B A2A	44918MAB6	6,609,544.22	BARCLAY		99.23	6,558,371.81	(50,837.31)	(50,949.88)	0.40	4.07
DTD 07/20/2022 3.640% 05/15/2025										
JDOT 2022-B A2	47800AAB6	7,147,106.36	RBC		99.23	7,091,968.58	(54,380.90)	(54,627.49)	0.40	4.14
DTD 07/20/2022 3.730% 06/16/2025										
HAROT 2021-2 A3	43811JAC1	6,177,889.40	WELLS_F		97.28	6,009,968.19	(93,110.83)	(122,919.00)	0.53	1.63
DTD 05/26/2021 0.330% 08/15/2025										
HAROT 2021-2 A3	43811JAC1	11,737,989.86	CITIGRP		97.28	11,418,939.56	(318,592.52)	(318,819.93)	0.53	1.63
DTD 05/26/2021 0.330% 08/15/2025										
JDOT 2022-C A2	47800BAB4	31,620,788.07	CITIGRP		99.50	31,462,646.18	(157,009.86)	(157,289.85)	0.48	5.23
DTD 10/19/2022 4.980% 08/15/2025										
TLOT 2023-A A2	89239MAB3	6,000,000.00	BARCLAY		99.53	5,971,684.80	(28,082.40)	(28,102.55)	2.02	5.53
DTD 04/18/2023 5.300% 08/20/2025										
MBART 2022-1 A2	58768PAB0	10,651,949.61	SMBC		99.80	10,630,907.75	(20,361.21)	(20,503.39)	0.46	5.35
DTD 11/22/2022 5.260% 10/15/2025										
HAROT 2023-1 A2	43815JAB9	6,000,000.00	CITIGRP		99.59	5,975,576.40	(24,063.00)	(24,110.21)	0.76	5.17
DTD 02/24/2023 4.980% 10/21/2025										
MBALT 2023-A A2	58768RAB6	19,000,000.00	JPMCHAS		99.53	18,910,076.45	(89,701.25)	(89,710.55)	2.24	5.45
DTD 05/24/2023 5.240% 11/17/2025										

Managed Account Fair Market Value & Analytics

For the Month Ending **June 30, 2023**

SAN BERNARDINO COUNTY - 76990800

Security Type/Description	CUSIP	Par	Broker	Next Call Date	Market Price	Market Value	Unreal G/L On Cost	Unreal G/L Amort Cost	Effective Duration	YTM at Mkt
Asset-Backed Security										
TAOT 2021-B A3	89190GAC1	25,570,822.99	CITIGRP		96.89	24,774,918.34	(793,150.68)	(794,422.92)	0.61	1.59
DTD 06/14/2021 0.260% 11/17/2025										
HART 2022-C A2A	44933DAB7	35,109,870.76	SMBC		99.67	34,993,060.22	(114,637.24)	(115,097.89)	0.46	5.50
DTD 11/09/2022 5.350% 11/17/2025										
BMWLT 2023-1 A3	05593AAC3	6,150,000.00	BAML		99.34	6,109,156.01	(40,697.62)	(40,717.25)	2.26	5.46
DTD 02/15/2023 5.160% 11/25/2025										
HART 2023-A A2A	448979AB0	12,240,000.00	BAML		99.60	12,191,546.74	(47,745.79)	(47,803.66)	0.74	5.36
DTD 04/12/2023 5.190% 12/15/2025										
MBART 2023-1 A2	58770AAB9	3,300,000.00	MITSU		99.60	3,286,774.59	(13,111.56)	(13,128.02)	0.62	5.26
DTD 01/25/2023 5.090% 01/15/2026										
TAOT 2023-A A2	891940AB4	7,000,000.00	BAML		99.55	6,968,402.00	(31,315.20)	(31,354.96)	0.62	5.24
DTD 01/30/2023 5.050% 01/15/2026										
TAOT 2021-C A3	89239BAC5	10,962,717.88	BARC		96.33	10,559,920.22	(401,923.93)	(402,280.99)	0.70	1.91
DTD 09/27/2021 0.430% 01/15/2026										
HART 2021-B A3	44934KAC8	13,353,151.98	CITIGRP		96.80	12,925,783.02	(424,421.92)	(425,691.39)	0.60	1.67
DTD 07/28/2021 0.380% 01/15/2026										
TAOT 2022-D A2A	89239HAB4	23,318,432.63	RBC CAP		99.66	23,239,413.46	(78,760.34)	(78,812.60)	0.60	5.41
DTD 11/08/2022 5.270% 01/15/2026										
HAROT 2021-4 A3	43815GAC3	7,750,000.00	BK AMER		96.14	7,450,915.88	(297,450.42)	(298,078.52)	0.84	2.44
DTD 11/24/2021 0.880% 01/21/2026										
JDOT 2021-B A3	47789OAC4	11,682,599.06	MITSU		95.73	11,183,620.07	(497,936.91)	(498,372.39)	0.76	2.14
DTD 07/21/2021 0.520% 03/16/2026										
JDOT 2023-A A2	47800CAB2	25,000,000.00	MITSU		99.46	24,864,712.50	(134,410.00)	(134,505.66)	0.83	5.50
DTD 03/02/2023 5.280% 03/16/2026										
HAROT 2023-2 A2	437927AB2	5,500,000.00	BARCLAY		99.64	5,480,353.45	(19,317.10)	(19,327.13)	1.05	5.55
DTD 05/30/2023 5.410% 04/15/2026										
TAOT 2021-D A3	89238JAC9	7,000,000.00	RBC		95.89	6,712,349.70	(287,501.20)	(287,556.05)	0.82	2.23
DTD 11/15/2021 0.710% 04/15/2026										
TLOT 2023-A A3	89239MAC1	14,000,000.00	BARCLAY		98.81	13,833,880.20	(163,678.20)	(163,842.75)	2.62	5.39
DTD 04/18/2023 4.930% 04/20/2026										
HART 2021-C A3	44935FAD6	5,500,000.00	SMBC		96.12	5,286,384.40	(212,388.00)	(212,830.39)	0.81	2.13
DTD 11/17/2021 0.740% 05/15/2026										
TAOT 2023-B A2A	891941AB2	6,017,000.00	RBC CAP		99.57	5,991,156.99	(25,704.02)	(25,709.00)	0.93	5.44
DTD 05/23/2023 5.280% 05/15/2026										

Managed Account Fair Market Value & Analytics

For the Month Ending **June 30, 2023**

SAN BERNARDINO COUNTY - 76990800

Security Type/Description	CUSIP	Par	Broker	Next Call Date	Market Price	Market Value	Unreal G/L On Cost	Unreal G/L Amort Cost	Effective Duration	YTM at Mkt
Asset-Backed Security										
TAOT 2022-A A3	89239KAC5	4,250,000.00	MIZUHO		95.79	4,071,141.30	(178,136.20)	(178,369.79)	0.96	2.71
DTD 01/31/2022 1.230% 06/15/2026										
JDOT 2023-B A2	477920AB8	5,000,000.00	BK AMER		99.85	4,992,564.00	(7,140.50)	(7,141.32)	1.10	5.64
DTD 06/28/2023 5.590% 06/15/2026										
MBART 2021-1 A3	58772WAC7	18,039,342.53	MIZUHO		96.22	17,357,318.28	(679,664.70)	(680,548.68)	0.73	1.77
DTD 09/22/2021 0.460% 06/15/2026										
BMWOT 2022-A A3	05602RAD3	14,000,000.00	RBC		97.24	13,613,003.60	(386,268.40)	(386,459.27)	1.15	4.15
DTD 05/18/2022 3.210% 08/25/2026										
TAOT 2022-B A3	89238FAD5	12,000,000.00	MITSU		96.69	11,603,370.00	(396,349.20)	(396,426.35)	1.24	4.03
DTD 04/13/2022 2.930% 09/15/2026										
JDOT 2022-A A3	47787JAC2	8,000,000.00	BOFA		95.97	7,677,856.80	(320,373.60)	(320,881.35)	1.05	3.65
DTD 03/16/2022 2.320% 09/16/2026										
HART 2022-B A3	44918MAD2	11,000,000.00	BARCLAY		97.28	10,700,386.40	(299,609.20)	(299,610.16)	1.47	4.59
DTD 07/20/2022 3.720% 11/16/2026										
MBALT 2023-A A3	58768RAC4	20,000,000.00	JPMCHAS		98.51	19,700,994.87	(298,309.13)	(298,328.99)	3.26	5.20
DTD 05/24/2023 4.740% 01/15/2027										
JDOT 2022-B A3	47800AAC4	8,600,000.00	RBC		97.07	8,347,768.88	(251,409.82)	(251,579.78)	1.50	4.62
DTD 07/20/2022 3.740% 02/16/2027										
HART 2023-A A3	448979AD6	14,000,000.00	BAML		98.47	13,785,756.60	(212,877.00)	(212,951.67)	1.79	5.02
DTD 04/12/2023 4.580% 04/15/2027										
HAROT 2023-1 A3	43815JAC7	6,500,000.00	CITIGRP		99.30	6,454,270.55	(44,521.75)	(44,622.86)	1.87	5.24
DTD 02/24/2023 5.040% 04/21/2027										
AMXCA 2022-2 A	02582JJT8	20,000,000.00	BARCLAY		96.54	19,308,486.00	(687,090.00)	(688,070.14)	1.78	4.36
DTD 05/24/2022 3.390% 05/17/2027										
JDOT 2022-C A3	47800BAC2	28,961,000.00	CITIGRP		99.11	28,703,212.35	(255,540.28)	(255,877.39)	1.72	5.34
DTD 10/19/2022 5.090% 06/15/2027										
HART 2022-C A3	44933DAD3	48,500,000.00	SMBC		99.76	48,381,786.10	(117,981.10)	(118,013.55)	1.70	5.46
DTD 11/09/2022 5.390% 06/15/2027										
MBART 2022-1 A3	58768PAC8	20,500,000.00	SMBC		99.30	20,355,503.70	(140,441.40)	(140,960.00)	1.60	5.40
DTD 11/22/2022 5.210% 08/16/2027										
TAOT 2023-A A3	891940AC2	13,000,000.00	BAML		98.83	12,848,011.80	(151,981.70)	(151,982.28)	1.88	4.94
DTD 01/30/2023 4.630% 09/15/2027										
TAOT 2022-D A3	89239HAD0	70,500,000.00	RBC CAP		99.85	70,394,778.75	(98,262.90)	(99,185.71)	1.98	5.34
DTD 11/08/2022 5.300% 09/15/2027										

Managed Account Fair Market Value & Analytics

For the Month Ending **June 30, 2023**

SAN BERNARDINO COUNTY - 76990800

Security Type/Description Dated Date/Coupon/Maturity	CUSIP	Par	Broker	Next Call Date	Market Price	Market Value	Unreal G/L On Cost	Unreal G/L Amort Cost	Effective Duration	YTM at Mkt
Asset-Backed Security										
AMXCA 2022-4 A	02582JJX9	33,000,000.00	BARCLAY		99.31	32,771,630.10	(226,733.10)	(226,950.49)	2.12	5.13
DTD 11/03/2022 4.950% 10/15/2027										
HAROT 2023-2 A3	437927AC0	4,000,000.00	BARCLAY		99.34	3,973,546.00	(25,806.00)	(25,818.72)	2.24	5.10
DTD 05/30/2023 4.930% 11/15/2027										
MBART 2023-1 A3	58770AAC7	6,630,000.00	MITSU		98.33	6,519,330.05	(109,874.35)	(109,945.52)	1.88	4.93
DTD 01/25/2023 4.510% 11/15/2027										
JDOT 2023-A A3	47800CAC0	22,000,000.00	MITSU		99.09	21,800,653.60	(195,338.00)	(195,620.15)	2.10	5.24
DTD 03/02/2023 5.010% 11/15/2027										
TAOT 2023-B A3	891941AD8	12,500,000.00	RBC CAP		98.80	12,349,588.75	(149,712.50)	(149,728.26)	2.22	5.00
DTD 05/23/2023 4.710% 02/15/2028										
JDOT 2023-B A3	477920AC6	4,000,000.00	BK AMER		99.70	3,987,873.20	(11,459.60)	(11,460.76)	2.34	5.25
DTD 06/28/2023 5.180% 03/15/2028										
DCENT 2023-A1 A	254683CY9	45,000,000.00	RBC CAP		97.77	43,995,613.50	(1,001,776.50)	(1,001,893.95)	2.50	4.84
DTD 04/11/2023 4.310% 03/15/2028										
VZMT 2023-2 A	92348KBL6	35,000,000.00	RBC CAP		98.96	34,637,695.31	(361,755.19)	(361,775.47)	4.27	5.13
DTD 04/25/2023 4.890% 04/13/2028										
AMXCA 2023-1 A	02582JJZ4	14,000,000.00	RBC		99.42	13,918,671.20	(80,087.00)	(80,098.75)	2.63	5.00
DTD 06/14/2023 4.870% 05/15/2028										
COMET 2023-A1 A	14041NGD7	50,000,000.00	RBC CAP		98.22	49,109,860.00	(878,675.00)	(878,914.64)	2.64	4.83
DTD 05/24/2023 4.420% 05/15/2028										
DCENT 2023-A2 A	254683CZ6	25,000,000.00	BK AMER		99.60	24,899,297.50	(97,325.00)	(97,330.59)	2.70	5.02
DTD 06/28/2023 4.930% 06/15/2028										
Security Type Sub-Total		936,599,495.39				923,957,961.51	(12,485,353.53)	(12,529,223.36)	1.64	4.59
Managed Account Sub-Total		14,016,060,594.14				13,537,683,852.72	(229,784,233.61)	(284,849,414.99)	1.19	5.12
Securities Sub-Total		\$14,016,060,594.14				\$13,537,683,852.72	(\$229,784,233.61)	(\$284,849,414.99)	1.19	5.12%
Accrued Interest						\$60,094,917.31				
Total Investments						\$13,597,778,770.03				

Bolded items are forward settling trades.

Managed Account Security Transactions & Interest

For the Month Ending **June 30, 2023**

SAN BERNARDINO COUNTY - 76990800

Transaction Type		Security Description	CUSIP	Par	Principal Proceeds	Accrued Interest	Total	Realized G/L Cost	Realized G/L Amort Cost	Sale Method
Trade	Settle									
BUY										
05/30/23	06/02/23	FHMS K747 A2 DTD 01/01/2022 2.050% 11/01/2028	3137H5DX2	34,000,000.00	(30,287,890.63)	(1,936.11)	(30,289,826.74)			
05/31/23	06/05/23	FEDERAL HOME LOAN BANK NOTES DTD 06/05/2023 5.315% 03/01/2024	3130AWCT5	100,000,000.00	(100,000,000.00)	0.00	(100,000,000.00)			
06/01/23	06/01/23	CALIFORNIA ASSET MANAGEMENT PROGRAM	CAMPMF025	22,000,000.00	(22,000,000.00)	0.00	(22,000,000.00)			
06/01/23	06/01/23	FED HOME LN DISCOUNT NT DISC NOTES DTD 01/09/2023 0.000% 01/08/2024	313384RN1	44,538,000.00	(43,153,158.93)	0.00	(43,153,158.93)			
06/01/23	06/01/23	CANTOR FITZGERALD REPO AGRMT DTD 06/01/2023 5.060% 06/02/2023	RE1363390	100,000,000.00	(100,000,000.00)	0.00	(100,000,000.00)			
06/02/23	06/02/23	CANTOR FITZGERALD REPO AGRMT DTD 06/02/2023 5.060% 06/05/2023	RE1363408	100,000,000.00	(100,000,000.00)	0.00	(100,000,000.00)			
06/02/23	06/05/23	US TREASURY BILL DTD 11/03/2022 0.000% 11/02/2023	912796YT0	25,000,000.00	(24,455,208.33)	0.00	(24,455,208.33)			
06/05/23	06/05/23	CANTOR FITZGERALD REPO AGRMT DTD 06/05/2023 5.030% 06/06/2023	RE1363416	100,000,000.00	(100,000,000.00)	0.00	(100,000,000.00)			
06/05/23	06/08/23	JOHN DEERE CAPITAL CORP CORPORATE NOTES DTD 06/08/2023 4.950% 06/06/2025	24422EWW5	5,000,000.00	(4,997,200.00)	0.00	(4,997,200.00)			
06/05/23	06/08/23	JOHN DEERE CAPITAL CORP CORPORATE NOTES DTD 06/08/2023 4.750% 06/08/2026	24422EWX3	5,000,000.00	(4,997,100.00)	0.00	(4,997,100.00)			
06/06/23	06/06/23	CANTOR FITZGERALD REPO AGRMT DTD 06/06/2023 5.000% 06/07/2023	RE1363424	100,000,000.00	(100,000,000.00)	0.00	(100,000,000.00)			
06/06/23	06/07/23	JP MORGAN SECURITIES LLC COMM PAPER DTD 06/06/2023 0.000% 03/01/2024	46640PC19	50,000,000.00	(47,993,722.22)	0.00	(47,993,722.22)			
06/06/23	06/09/23	FR WN1245 DTD 06/01/2023 4.350% 03/01/2028	3132XFL30	25,000,000.00	(24,512,695.31)	(24,166.67)	(24,536,861.98)			
06/07/23	06/07/23	CANTOR FITZGERALD REPO AGRMT DTD 06/07/2023 5.000% 06/08/2023	RE1363432	100,000,000.00	(100,000,000.00)	0.00	(100,000,000.00)			
06/07/23	06/14/23	AMXCA 2023-1 A DTD 06/14/2023 4.870% 05/15/2028	02582JJZ4	14,000,000.00	(13,998,758.20)	0.00	(13,998,758.20)			

Managed Account Security Transactions & Interest

For the Month Ending **June 30, 2023**

SAN BERNARDINO COUNTY - 76990800

Transaction Type		Security Description	CUSIP	Par	Principal Proceeds	Accrued Interest	Total	Realized G/L Cost	Realized G/L Amort Cost	Sale Method
Trade	Settle									
BUY										
06/08/23	06/08/23	CANTOR FITZGERALD REPO AGRMT DTD 06/08/2023 5.000% 06/09/2023	RE1363440	100,000,000.00	(100,000,000.00)	0.00	(100,000,000.00)			
06/09/23	06/09/23	CANTOR FITZGERALD REPO AGRMT DTD 06/09/2023 5.000% 06/12/2023	RE1363457	100,000,000.00	(100,000,000.00)	0.00	(100,000,000.00)			
06/09/23	06/12/23	FEDERAL HOME LOAN BANKS NOTES DTD 06/09/2023 4.625% 06/06/2025	3130AWER7	41,000,000.00	(40,965,970.00)	0.00	(40,965,970.00)			
06/12/23	06/12/23	CANTOR FITZGERALD REPO AGRMT DTD 06/12/2023 5.000% 06/13/2023	RE1363465	100,000,000.00	(100,000,000.00)	0.00	(100,000,000.00)			
06/13/23	06/13/23	CANTOR FITZGERALD REPO AGRMT DTD 06/13/2023 5.000% 06/20/2023	RE1363473	100,000,000.00	(100,000,000.00)	0.00	(100,000,000.00)			
06/15/23	06/21/23	FR WN1252 DTD 06/01/2023 4.500% 03/01/2028	3132XFMA3	9,786,000.00	(9,642,268.13)	(24,465.00)	(9,666,733.13)			
06/15/23	06/21/23	FR WN1250 DTD 06/01/2023 4.400% 05/01/2028	3132XFL89	75,000,000.00	(73,848,632.81)	(183,333.33)	(74,031,966.14)			
06/20/23	06/20/23	CANTOR FITZGERALD REPO AGRMT DTD 06/20/2023 5.000% 06/21/2023	RE1363481	100,000,000.00	(100,000,000.00)	0.00	(100,000,000.00)			
06/21/23	06/21/23	CANTOR FITZGERALD REPO AGRMT DTD 06/21/2023 5.000% 06/22/2023	RE1363499	100,000,000.00	(100,000,000.00)	0.00	(100,000,000.00)			
06/21/23	06/28/23	DCENT 2023-A2 A DTD 06/28/2023 4.930% 06/15/2028	254683CZ6	25,000,000.00	(24,996,622.50)	0.00	(24,996,622.50)			
06/21/23	06/28/23	JDOT 2023-B A2 DTD 06/28/2023 5.590% 06/15/2026	477920AB8	5,000,000.00	(4,999,704.50)	0.00	(4,999,704.50)			
06/21/23	06/28/23	JDOT 2023-B A3 DTD 06/28/2023 5.180% 03/15/2028	477920AC6	4,000,000.00	(3,999,332.80)	0.00	(3,999,332.80)			
06/22/23	06/22/23	CANTOR FITZGERALD REPO AGRMT DTD 06/22/2023 5.000% 06/23/2023	RE1363507	100,000,000.00	(100,000,000.00)	0.00	(100,000,000.00)			
06/22/23	06/29/23	FRESB 2023-SB106 ASF DTD 06/01/2023 3.960% 05/01/2028	35802AAE3	14,000,000.00	(13,586,860.00)	(43,120.00)	(13,629,980.00)			
06/23/23	06/23/23	CANTOR FITZGERALD REPO AGRMT DTD 06/23/2023 5.000% 06/26/2023	RE1363515	100,000,000.00	(100,000,000.00)	0.00	(100,000,000.00)			
06/26/23	06/26/23	CANTOR FITZGERALD REPO AGRMT DTD 06/26/2023 5.000% 06/27/2023	RE1365007	100,000,000.00	(100,000,000.00)	0.00	(100,000,000.00)			
06/26/23	06/26/23	CALIFORNIA ASSET MANAGEMENT PROGRAM	CAMPMF025	75,000,000.00	(75,000,000.00)	0.00	(75,000,000.00)			

Managed Account Security Transactions & Interest

For the Month Ending **June 30, 2023**

SAN BERNARDINO COUNTY - 76990800

Transaction Type		Security Description	CUSIP	Par	Principal Proceeds	Accrued Interest	Total	Realized G/L Cost	Realized G/L Amort Cost	Sale Method
Trade	Settle									
BUY										
06/27/23	06/27/23	CALIFORNIA ASSET MANAGEMENT PROGRAM	CAMPMF025	33,000,000.00	(33,000,000.00)	0.00	(33,000,000.00)			
06/27/23	06/27/23	CALIFORNIA ASSET MANAGEMENT PROGRAM	CAMPMF025	56,000,000.00	(56,000,000.00)	0.00	(56,000,000.00)			
06/27/23	06/27/23	CANTOR FITZGERALD REPO AGRMT DTD 06/27/2023 5.020% 07/03/2023	RE1365015	100,000,000.00	(100,000,000.00)	0.00	(100,000,000.00)			
06/27/23	07/06/23	INTER-AMERICAN DEVEL BK NOTES DTD 07/06/2023 4.500% 05/15/2026	4581X0EK0	15,000,000.00	(14,988,450.00)	0.00	(14,988,450.00)			
06/30/23	06/30/23	MORGAN STANLEY LIQ GOVT-INST FUND	61747C707	325,000,000.00	(325,000,000.00)	0.00	(325,000,000.00)			
06/30/23	06/30/23	CALIFORNIA ASSET MANAGEMENT PROGRAM	CAMPMF025	150,000,000.00	(150,000,000.00)	0.00	(150,000,000.00)			
06/30/23	06/30/23	FIDELITY GOV'T MM FUND 2642	31607A703	300,000,000.00	(300,000,000.00)	0.00	(300,000,000.00)			
Transaction Type Sub-Total				2,952,324,000.00	(2,942,423,574.36)	(277,021.11)	(2,942,700,595.47)			
INTEREST										
06/01/23	06/01/23	AMAZON.COM INC CORPORATE NOTES DTD 12/01/2022 4.600% 12/01/2025	023135CN4	25,000,000.00	0.00	575,000.00	575,000.00			
06/01/23	06/25/23	FRESB 2022-SB104 A5F DTD 11/01/2022 2.600% 09/01/2027	30329QAA1	25,880,876.32	0.00	56,075.23	56,075.23			
06/01/23	06/25/23	FHMS K053 A2 DTD 03/29/2016 2.995% 12/01/2025	3137BN6G4	59,300,000.00	0.00	148,002.90	148,002.90			
06/01/23	06/25/23	FHLMC MULTIFAMILY STRUCTURED P DTD 07/01/2017 3.243% 04/01/2027	3137F1G44	55,000,000.00	0.00	148,637.50	148,637.50			
06/01/23	06/25/23	FHMS KJ23 A1 DTD 01/29/2019 3.683% 10/01/2025	3137FKSQ0	60,000,000.00	0.00	184,150.02	184,150.02			
06/01/23	06/25/23	FHMS K047 A2 DTD 07/30/2015 3.329% 05/01/2025	3137BKRJ1	75,000,000.00	0.00	208,062.53	208,062.53			
06/01/23	06/25/23	FHMS K033 A2 DTD 10/01/2013 3.060% 07/01/2023	3137B4WB8	1,358,615.22	0.00	3,464.47	3,464.47			
06/01/23	06/25/23	FHMS K739 A2 DTD 11/01/2020 1.336% 09/01/2027	3137F64P9	12,000,000.00	0.00	13,360.00	13,360.00			

Managed Account Security Transactions & Interest

For the Month Ending **June 30, 2023**

SAN BERNARDINO COUNTY - 76990800

Transaction Type		Security Description	CUSIP	Par	Principal Proceeds	Accrued Interest	Total	Realized G/L Cost	Realized G/L Amort Cost	Sale Method
Trade	Settle									
INTEREST										
06/01/23	06/25/23	FHMS K079 AM DTD 08/01/2018 3.930% 06/01/2028	3137FGZU2	11,350,000.00	0.00	37,171.25	37,171.25			
06/01/23	06/25/23	FHMS KMP1 A2 DTD 09/01/2017 2.982% 08/01/2024	3137FATE8	50,000,000.00	0.00	124,250.00	124,250.00			
06/01/23	06/25/23	FHLMC SERIES K049 A2 DTD 10/01/2015 3.010% 07/01/2025	3137BLMZ8	10,000,000.00	0.00	25,083.33	25,083.33			
06/01/23	06/25/23	FRESB 2022-SB103 ASF DTD 10/01/2022 2.080% 06/01/2027	30329MAA0	8,468,752.47	0.00	14,679.17	14,679.17			
06/01/23	06/25/23	FHMS K079 A2 DTD 08/01/2018 3.926% 06/01/2028	3137FGZT5	100,000,000.00	0.00	327,166.70	327,166.70			
06/01/23	06/25/23	FHMS KJ39 A1 DTD 04/01/2022 2.750% 04/01/2027	3137H73W1	38,140,136.54	0.00	87,404.50	87,404.50			
06/01/23	06/25/23	FRESB 2021-SB82 A5 DTD 01/01/2021 0.670% 11/01/2025	30318CAA5	3,737,939.22	0.00	2,087.01	2,087.01			
06/01/23	06/25/23	FHMS KJ36 A1 DTD 12/01/2021 1.298% 12/01/2026	3137H4RZ5	1,356,047.18	0.00	1,466.79	1,466.79			
06/01/23	06/25/23	FHMS KJ21 A2 DTD 09/01/2018 3.700% 09/01/2026	3137FHGE7	9,961,605.41	0.00	30,714.95	30,714.95			
06/01/23	06/25/23	FHMS K729 A2 DTD 01/01/2020 2.525% 10/01/2026	3137FOXJ7	8,250,000.00	0.00	17,359.38	17,359.38			
06/01/23	06/25/23	FHMS K729 A2 DTD 12/01/2017 3.136% 10/01/2024	3137FCM43	16,500,000.00	0.00	43,119.99	43,119.99			
06/01/23	06/25/23	FHMS K062 A2 DTD 02/01/2017 3.413% 12/01/2026	3137BUX60	28,867,855.00	0.00	82,105.00	82,105.00			
06/01/23	06/25/23	FHMS K052 A1 DTD 12/01/2015 3.308% 09/01/2025	3137BM7C4	50,000,000.00	0.00	137,833.35	137,833.35			
06/01/23	06/25/23	FHMS K736 A2 DTD 09/01/2019 2.282% 07/01/2026	3137FNWX4	15,000,000.00	0.00	28,525.01	28,525.01			
06/01/23	06/25/23	FHMS K068 A2 DTD 10/27/2017 3.244% 08/01/2027	3137FBBX3	81,306,000.00	0.00	219,797.19	219,797.19			
06/01/23	06/25/23	FHMS K046 A2 DTD 06/17/2015 3.205% 03/01/2025	3137BJP64	50,000,000.00	0.00	133,541.65	133,541.65			
06/01/23	06/25/23	FRESB 2021-SB83 DTD 02/01/2021 0.670% 01/01/2026	30318NAA1	3,439,936.44	0.00	1,805.97	1,805.97			

Managed Account Security Transactions & Interest

For the Month Ending **June 30, 2023**

SAN BERNARDINO COUNTY - 76990800

Transaction Type		Security Description	CUSIP	Par	Principal Proceeds	Accrued Interest	Total	Realized G/L Cost	Realized G/L Amort Cost	Sale Method
Trade	Settle									
INTEREST										
06/01/23	06/25/23	FHMS K055 A2 DTD 06/22/2016 2.673% 03/01/2026	3137BPW21	83,500,000.00	0.00	185,996.25	185,996.25			
06/01/23	06/25/23	FHMS K039 A2 DTD 09/01/2014 3.303% 07/01/2024	3137BDCW4	25,000,000.00	0.00	68,812.50	68,812.50			
06/01/23	06/25/23	FHMS KGX1 AFX DTD 12/01/2017 3.000% 10/01/2027	3137FCKD5	70,500,000.00	0.00	176,250.00	176,250.00			
06/01/23	06/25/23	FHLMC SERIES K037 A2 DTD 03/01/2014 3.490% 01/01/2024	3137B7YY9	57,940,702.94	0.00	168,510.89	168,510.89			
06/01/23	06/25/23	FHMS K726 A1 DTD 06/01/2017 2.700% 10/01/2025	3137BYLE8	25,000,000.00	0.00	56,250.00	56,250.00			
06/01/23	06/25/23	FHMS KJ32 A1 DTD 11/01/2020 0.516% 06/01/2025	3137F72U8	454,806.72	0.00	195.57	195.57			
06/01/23	06/25/23	FHMS K072 A2 DTD 01/01/2018 3.444% 12/01/2027	3137FEBQ2	12,923,000.00	0.00	37,089.01	37,089.01			
06/01/23	06/25/23	FHMS K732 AM DTD 06/28/2018 3.700% 05/01/2025	3137FG7G4	25,000,000.00	0.00	77,083.33	77,083.33			
06/01/23	06/25/23	FHMS K045 A2 DTD 05/01/2015 3.023% 01/01/2025	3137BHXJ1	22,612,587.00	0.00	56,964.87	56,964.87			
06/01/23	06/25/23	FHMS KJ34 A1 DTD 07/01/2021 0.681% 06/01/2026	3137H1LS3	4,088,362.17	0.00	2,320.14	2,320.14			
06/01/23	06/25/23	FHMS K050 A2 DTD 11/01/2015 3.334% 08/01/2025	3137BLW95	30,000,000.00	0.00	83,349.99	83,349.99			
06/01/23	06/25/23	FHMS K034 A2 DTD 11/01/2013 3.531% 07/01/2023	3137B5JM6	17,344,284.50	0.00	51,035.55	51,035.55			
06/01/23	06/25/23	FRESB 2023-SB105 A5 DTD 05/01/2023 3.740% 04/01/2028	30332AAA1	33,500,000.00	0.00	104,408.34	104,408.34			
06/01/23	06/25/23	FHLMC MULTIFAMILY STRUCTURED P DTD 11/01/2016 2.454% 08/01/2023	3137BSPW7	15,698,120.41	0.00	32,102.65	32,102.65			
06/01/23	06/25/23	FHMS K042 A2 DTD 01/28/2015 2.670% 12/01/2024	3137BFXT3	65,470,000.00	0.00	145,670.75	145,670.75			
06/01/23	06/25/23	FHLMC MULTIFAMILY STRUCTURED P DTD 08/01/2017 3.117% 06/01/2027	3137F2LJ3	36,557,817.00	0.00	94,958.93	94,958.93			
06/01/23	06/25/23	FHMS K740 A2 DTD 11/01/2020 1.470% 09/01/2027	3137F72B0	22,000,000.00	0.00	26,950.00	26,950.00			

Managed Account Security Transactions & Interest

For the Month Ending **June 30, 2023**

SAN BERNARDINO COUNTY - 76990800

Transaction Type		Security Description	CUSIP	Par	Principal Proceeds	Accrued Interest	Total	Realized G/L Cost	Realized G/L Amort Cost	Sale Method
Trade	Settle									
INTEREST										
06/01/23	06/25/23	FHMS K733 A2 DTD 11/09/2018 3.750% 08/01/2025	3137FJX07	3,320,111.10	0.00	10,375.35	10,375.35			
06/01/23	06/25/23	FRESB 2022-SB97 DTD 04/01/2022 1.780% 02/01/2027	30311SAA7	21,722,623.32	0.00	32,221.88	32,221.88			
06/04/23	06/04/23	FREDDIE MAC NOTES DTD 12/04/2020 0.250% 12/04/2023	3137EAFA2	62,000,000.00	0.00	77,500.00	77,500.00			
06/07/23	06/07/23	JOHN DEERE CAPITAL CORP CORPORATE NOTES DTD 06/10/2021 0.450% 06/07/2024	24422EVO9	30,000,000.00	0.00	67,500.00	67,500.00			
06/12/23	06/12/23	FEDERAL HOME LOAN BANKS NOTES DTD 05/10/2019 2.500% 06/12/2026	3130AGFP5	49,535,000.00	0.00	619,187.50	619,187.50			
06/13/23	06/13/23	MET TOWER GLOBAL FUNDING NOTES DTD 06/13/2022 3.700% 06/13/2025	58989V2E3	35,000,000.00	0.00	647,500.00	647,500.00			
06/13/23	06/13/23	BANK OF NY MELLON CORP CORP NOTES (CALLA DTD 06/13/2022 3.430% 06/13/2025	06406RBF3	20,000,000.00	0.00	343,000.00	343,000.00			
06/13/23	06/13/23	FEDERAL HOME LOAN BANK NOTES DTD 11/06/2014 2.750% 12/13/2024	3130A3GE8	60,000,000.00	0.00	825,000.00	825,000.00			
06/14/23	06/14/23	FEDERAL HOME LOAN BANK NOTES DTD 11/07/2022 4.875% 06/14/2024	3130ATVC8	50,000,000.00	0.00	1,469,270.85	1,469,270.85			
06/15/23	06/15/23	HART 2022-B A2A DTD 07/20/2022 3.640% 05/15/2025	44918MAB6	7,350,149.00	0.00	22,295.45	22,295.45			
06/15/23	06/15/23	MBALT 2023-A A2 DTD 05/24/2023 5.240% 11/17/2025	58768RAB6	19,000,000.00	0.00	58,076.67	58,076.67			
06/15/23	06/15/23	HART 2022-C A3 DTD 11/09/2022 5.390% 06/15/2027	44933DAD3	48,500,000.00	0.00	217,845.85	217,845.85			
06/15/23	06/15/23	TAOT 2023-B A2A DTD 05/23/2023 5.280% 05/15/2026	891941AB2	6,017,000.00	0.00	19,414.86	19,414.86			
06/15/23	06/15/23	HART 2021-C A3 DTD 11/17/2021 0.740% 05/15/2026	44935FAD6	5,500,000.00	0.00	3,391.67	3,391.67			
06/15/23	06/15/23	HAROT 2023-2 A2 DTD 05/30/2023 5.410% 04/15/2026	437927AB2	5,500,000.00	0.00	12,397.92	12,397.92			
06/15/23	06/15/23	TAOT 2022-A A2 DTD 01/31/2022 0.740% 10/15/2024	89239KAB7	1,231,688.16	0.00	759.54	759.54			

Managed Account Security Transactions & Interest

For the Month Ending **June 30, 2023**

SAN BERNARDINO COUNTY - 76990800

Transaction Type		Security Description	CUSIP	Par	Principal Proceeds	Accrued Interest	Total	Realized G/L Cost	Realized G/L Amort Cost	Sale Method
Trade	Settle									
INTEREST										
06/15/23	06/15/23	HAROT 2021-2 A3 DTD 05/26/2021 0.330% 08/15/2025	43811JAC1	19,537,873.62	0.00	5,372.92	5,372.92			
06/15/23	06/15/23	JOHN DEERE OWNER TRUST DTD 03/11/2020 1.100% 08/15/2024	47789KAC7	167,563.90	0.00	153.60	153.60			
06/15/23	06/15/23	JDOT 2021-B A3 DTD 07/21/2021 0.520% 03/16/2026	47789QAC4	12,385,256.40	0.00	5,366.94	5,366.94			
06/15/23	06/15/23	US TREASURY N/B NOTES DTD 06/15/2022 2.875% 06/15/2025	91282CEU1	50,000,000.00	0.00	718,750.00	718,750.00			
06/15/23	06/15/23	TAOT 2022-B A2A DTD 04/13/2022 2.350% 01/15/2025	89238FAB9	3,937,886.76	0.00	7,711.70	7,711.70			
06/15/23	06/15/23	TAOT 2022-A A3 DTD 01/31/2022 1.230% 06/15/2026	89239KAC5	4,250,000.00	0.00	4,356.25	4,356.25			
06/15/23	06/15/23	JDOT 2022-B A3 DTD 07/20/2022 3.740% 02/16/2027	47800AAC4	8,600,000.00	0.00	26,803.34	26,803.34			
06/15/23	06/15/23	TAOT 2023-A A3 DTD 01/30/2023 4.630% 09/15/2027	891940AC2	13,000,000.00	0.00	50,158.33	50,158.33			
06/15/23	06/15/23	HART 2021-B A3 DTD 07/28/2021 0.380% 01/15/2026	44934KAC8	14,335,553.28	0.00	4,539.60	4,539.60			
06/15/23	06/15/23	HAROT 2023-2 A3 DTD 05/30/2023 4.930% 11/15/2027	437927AC0	4,000,000.00	0.00	8,216.67	8,216.67			
06/15/23	06/15/23	JDOT 2022-C A2 DTD 10/19/2022 4.980% 08/15/2025	47800BAB4	34,333,715.86	0.00	142,484.93	142,484.93			
06/15/23	06/15/23	TAOT 2021-B A3 DTD 06/14/2021 0.260% 11/17/2025	89190GAC1	27,603,048.21	0.00	5,980.64	5,980.64			
06/15/23	06/15/23	JDOT 2022-A A3 DTD 03/16/2022 2.320% 09/16/2026	47787JAC2	8,000,000.00	0.00	15,466.66	15,466.66			
06/15/23	06/15/23	JDOT 2022-C A3 DTD 10/19/2022 5.090% 06/15/2027	47800BAC2	28,961,000.00	0.00	122,842.92	122,842.92			
06/15/23	06/15/23	MBART 2023-1 A3 DTD 01/25/2023 4.510% 11/15/2027	58770AAC7	6,630,000.00	0.00	24,917.75	24,917.75			
06/15/23	06/15/23	MBART 2022-1 A2 DTD 11/22/2022 5.260% 10/15/2025	58768PAB0	11,710,619.51	0.00	51,331.55	51,331.55			
06/15/23	06/15/23	HART 2023-A A3 DTD 04/12/2023 4.580% 04/15/2027	448979AD6	14,000,000.00	0.00	53,433.34	53,433.34			

Managed Account Security Transactions & Interest

For the Month Ending **June 30, 2023**

SAN BERNARDINO COUNTY - 76990800

Transaction Type		Security Description	CUSIP	Par	Principal Proceeds	Accrued Interest	Total	Realized G/L Cost	Realized G/L Amort Cost	Sale Method
Trade	Settle									
INTEREST										
06/15/23	06/15/23	HART 2021-C A2A DTD 11/17/2021 0.360% 10/15/2024	44935FAB0	1,258,004.52	0.00	377.40	377.40			
06/15/23	06/15/23	TAOT 2022-D A3 DTD 11/08/2022 5.300% 09/15/2027	89239HAD0	70,500,000.00	0.00	311,375.02	311,375.02			
06/15/23	06/15/23	TAOT 2022-D A2A DTD 11/08/2022 5.270% 01/15/2026	89239HAB4	24,000,000.00	0.00	105,400.00	105,400.00			
06/15/23	06/15/23	JDOT 2023-A A3 DTD 03/02/2023 5.010% 11/15/2027	47800CAC0	22,000,000.00	0.00	91,850.00	91,850.00			
06/15/23	06/15/23	HART 2022-B A3 DTD 07/20/2022 3.720% 11/16/2026	44918MAD2	11,000,000.00	0.00	34,100.00	34,100.00			
06/15/23	06/15/23	AMXCA 2022-2 A DTD 05/24/2022 3.390% 05/17/2027	02582JJT8	20,000,000.00	0.00	56,500.00	56,500.00			
06/15/23	06/15/23	TAOT 2023-A A2 DTD 01/30/2023 5.050% 01/15/2026	891940AB4	7,000,000.00	0.00	29,458.33	29,458.33			
06/15/23	06/15/23	JDOT 2023-A A2 DTD 03/02/2023 5.280% 03/16/2026	47800CAB2	25,000,000.00	0.00	110,000.00	110,000.00			
06/15/23	06/15/23	MBART 2021-1 A3 DTD 09/22/2021 0.460% 06/15/2026	58772WAC7	19,292,902.23	0.00	7,395.61	7,395.61			
06/15/23	06/15/23	MBALT 2023-A A3 DTD 05/24/2023 4.740% 01/15/2027	58768RAC4	20,000,000.00	0.00	55,300.00	55,300.00			
06/15/23	06/15/23	TAOT 2021-C A3 DTD 09/27/2021 0.430% 01/15/2026	89239BAC5	11,706,265.08	0.00	4,194.74	4,194.74			
06/15/23	06/15/23	AMXCA 2022-4 A DTD 11/03/2022 4.950% 10/15/2027	02582JJX9	33,000,000.00	0.00	136,125.00	136,125.00			
06/15/23	06/15/23	HART 2022-C A2A DTD 11/09/2022 5.350% 11/17/2025	44933DAB7	37,500,000.00	0.00	167,187.50	167,187.50			
06/15/23	06/15/23	MBART 2022-1 A3 DTD 11/22/2022 5.210% 08/16/2027	58768PAC8	20,500,000.00	0.00	89,004.17	89,004.17			
06/15/23	06/15/23	HART 2023-A A2A DTD 04/12/2023 5.190% 12/15/2025	448979AB0	12,240,000.00	0.00	52,938.00	52,938.00			
06/15/23	06/15/23	TAOT 2021-D A2 DTD 11/15/2021 0.310% 08/15/2024	89238JAB1	892,862.90	0.00	230.66	230.66			
06/15/23	06/15/23	TAOT 2020-A A3 DTD 02/12/2020 1.660% 05/15/2024	89232HAC9	49,062.30	0.00	67.88	67.88			

Managed Account Security Transactions & Interest

For the Month Ending **June 30, 2023**

SAN BERNARDINO COUNTY - 76990800

Transaction Type		Security Description	CUSIP	Par	Principal Proceeds	Accrued Interest	Total	Realized G/L Cost	Realized G/L Amort Cost	Sale Method
Trade	Settle									
INTEREST										
06/15/23	06/15/23	MBART 2023-1 A2 DTD 01/25/2023 5.090% 01/15/2026	58770AAB9	3,300,000.00	0.00	13,997.50	13,997.50			
06/15/23	06/15/23	TAOT 2021-D A3 DTD 11/15/2021 0.710% 04/15/2026	89238JAC9	7,000,000.00	0.00	4,141.67	4,141.67			
06/15/23	06/15/23	TAOT 2023-B A3 DTD 05/23/2023 4.710% 02/15/2028	891941AD8	12,500,000.00	0.00	35,979.16	35,979.16			
06/15/23	06/15/23	JDOT 2022-A A2 DTD 03/16/2022 1.900% 11/15/2024	47787JAB4	2,094,417.76	0.00	3,316.16	3,316.16			
06/15/23	06/15/23	JDOT 2022-B A2 DTD 07/20/2022 3.730% 06/16/2025	47800AAB6	7,883,852.96	0.00	24,505.65	24,505.65			
06/15/23	06/15/23	DCENT 2023-A1 A DTD 04/11/2023 4.310% 03/15/2028	254683CY9	45,000,000.00	0.00	161,625.02	161,625.02			
06/15/23	06/15/23	TAOT 2022-B A3 DTD 04/13/2022 2.930% 09/15/2026	89238FAD5	12,000,000.00	0.00	29,300.00	29,300.00			
06/15/23	06/15/23	MBALT 2021-B A3 DTD 06/29/2021 0.400% 11/15/2024	58769KAD6	12,595,394.28	0.00	4,198.46	4,198.46			
06/17/23	06/17/23	FANNIE MAE NOTES DTD 06/19/2020 0.500% 06/17/2025	3135G04Z3	50,000,000.00	0.00	125,000.00	125,000.00			
06/18/23	06/18/23	TOYOTA MOTOR CREDIT CORP CORPORATE NOTES DTD 06/18/2021 0.500% 06/18/2024	89236TJH9	15,000,000.00	0.00	37,500.00	37,500.00			
06/18/23	06/18/23	FANNIE MAE NOTES (CALLABLE) DTD 12/18/2020 0.875% 12/18/2026	3135G06L2	44,500,000.00	0.00	194,687.50	194,687.50			
06/20/23	06/20/23	TLOT 2021-A A3 DTD 04/21/2021 0.390% 04/22/2024	89238EAC0	1,113,407.33	0.00	361.86	361.86			
06/20/23	06/20/23	FEDERAL HOME LOAN BANK NOTES DTD 12/22/2021 1.000% 12/20/2024	3130AQF40	50,000,000.00	0.00	250,000.00	250,000.00			
06/20/23	06/20/23	VZMT 2023-2 A DTD 04/25/2023 4.890% 04/13/2028	92348KBL6	35,000,000.00	0.00	142,625.00	142,625.00			
06/20/23	06/20/23	TOTOTA MOTOR CREDIT CORP NOTE (FLOAT) DTD 06/18/2021 5.320% 06/18/2024	89236TJJ5	20,000,000.00	0.00	265,512.00	265,512.00			
06/20/23	06/20/23	TLOT 2023-A A2 DTD 04/18/2023 5.300% 08/20/2025	89239MAB3	6,000,000.00	0.00	26,500.00	26,500.00			

Managed Account Security Transactions & Interest

For the Month Ending **June 30, 2023**

SAN BERNARDINO COUNTY - 76990800

Transaction Type		Security Description	CUSIP	Par	Principal Proceeds	Accrued Interest	Total	Realized G/L Cost	Realized G/L Amort Cost	Sale Method
Trade	Settle									
INTEREST										
06/20/23	06/20/23	TLOT 2023-A A3 DTD 04/18/2023 4.930% 04/20/2026	89239MAC1	14,000,000.00	0.00	57,516.66	57,516.66			
06/20/23	06/20/23	INTL BANK OF RECON AND DEV SN (FLOATER) DTD 06/16/2020 5.450% 06/17/2024	45906M2B6	10,000,000.00	0.00	139,800.00	139,800.00			
06/21/23	06/21/23	FEDERAL HOME LOAN BANK NOTES DTD 12/22/2021 1.250% 12/21/2026	3130AQF65	50,000,000.00	0.00	312,500.00	312,500.00			
06/21/23	06/21/23	HAROT 2021-4 A2 DTD 11/24/2021 0.390% 05/21/2024	43815GAB5	963,191.37	0.00	313.03	313.03			
06/21/23	06/21/23	HAROT 2023-1 A2 DTD 02/24/2023 4.980% 10/21/2025	43815JAB9	6,000,000.00	0.00	26,100.00	26,100.00			
06/21/23	06/21/23	HAROT 2020-1 A3 DTD 02/26/2020 1.610% 04/22/2024	43813RAC1	444,011.39	0.00	595.72	595.72			
06/21/23	06/21/23	HAROT 2021-4 A3 DTD 11/24/2021 0.880% 01/21/2026	43815GAC3	7,750,000.00	0.00	5,683.33	5,683.33			
06/21/23	06/21/23	HAROT 2023-1 A3 DTD 02/24/2023 5.040% 04/21/2027	43815JAC7	6,500,000.00	0.00	27,300.00	27,300.00			
06/23/23	06/23/23	FEDERAL HOME LOAN BANK NOTES (CALLABLE) DTD 06/23/2021 0.430% 09/23/2024	3130AMVV1	41,600,000.00	0.00	89,440.00	89,440.00			
06/25/23	06/25/23	BMWOT 2022-A A3 DTD 05/18/2022 3.210% 08/25/2026	05602RAD3	14,000,000.00	0.00	37,450.00	37,450.00			
06/25/23	06/25/23	BMWLT 2021-2 A3 DTD 09/15/2021 0.330% 12/26/2024	09690AAC7	4,049,186.19	0.00	1,113.53	1,113.53			
06/25/23	06/25/23	BMWLT 2023-1 A3 DTD 02/15/2023 5.160% 11/25/2025	05593AAC3	6,150,000.00	0.00	26,445.00	26,445.00			
06/25/23	06/25/23	BMWLT 2023-1 A2 DTD 02/15/2023 5.270% 02/25/2025	05593AAB5	5,000,000.00	0.00	21,958.34	21,958.34			
06/25/23	06/25/23	BMWOT 2022-A A2A DTD 05/18/2022 2.520% 12/26/2024	05602RAB7	5,057,265.29	0.00	10,620.26	10,620.26			
06/25/23	06/25/23	BMWLT 2022-1 A3 DTD 01/19/2022 1.100% 03/25/2025	05601XAC3	7,561,493.39	0.00	6,931.37	6,931.37			
06/28/23	06/28/23	FEDERAL HOME LOAN BANK NOTES DTD 06/10/2022 2.750% 06/28/2024	3130ASDS5	50,000,000.00	0.00	687,500.00	687,500.00			

Managed Account Security Transactions & Interest

For the Month Ending **June 30, 2023**

SAN BERNARDINO COUNTY - 76990800

Transaction Type		Security Description	CUSIP	Par	Principal Proceeds	Accrued Interest	Total	Realized G/L Cost	Realized G/L Amort Cost	Sale Method
Trade	Settle									
INTEREST										
06/29/23	06/29/23	FEDERAL HOME LOAN BANK (CALLABLE) NOTES DTD 09/29/2021 0.900% 06/29/2026	3130ANXZ8	50,000,000.00	0.00	225,000.00	225,000.00			
06/30/23	06/30/23	NORTHERN TRUST INST GOVT SELECT 848	665278701	0.00	0.00	4,085.01	4,085.01			
06/30/23	06/30/23	US TREASURY NOTES DTD 06/30/2020 0.500% 06/30/2027	912828ZV5	50,000,000.00	0.00	125,000.00	125,000.00			
06/30/23	06/30/23	MORGAN STANLEY LIQ GOVT-INST FUND	61747C707	0.00	0.00	48,589.69	48,589.69			
06/30/23	06/30/23	US TREASURY NOTES DTD 06/30/2019 1.750% 06/30/2024	9128286Z8	150,000,000.00	0.00	1,312,500.00	1,312,500.00			
06/30/23	06/30/23	INVESTMENT TRUST OF CALIFORNIA	CALTRUST3	0.00	0.00	41,669.38	41,669.38			
06/30/23	06/30/23	US TREASURY N/B NOTES DTD 06/30/2021 0.875% 06/30/2026	91282CCJ8	100,000,000.00	0.00	437,500.00	437,500.00			
06/30/23	06/30/23	STONECASTLE FICA	FICAMF003	0.00	0.00	90.20	90.20			
06/30/23	06/30/23	TOYOTA MOTOR CREDIT CORP CORPORATE NOTES DTD 06/30/2022 3.950% 06/30/2025	89236TKC8	15,000,000.00	0.00	296,250.00	296,250.00			
06/30/23	06/30/23	FEDERAL HOME LOAN BANK NOTES (CALLABLE) DTD 12/30/2020 0.600% 12/30/2026	3130AKK88	39,805,000.00	0.00	119,415.00	119,415.00			
06/30/23	06/30/23	US TREASURY NOTES DTD 06/30/2017 2.000% 06/30/2024	912828XX3	150,000,000.00	0.00	1,500,000.00	1,500,000.00			
06/30/23	06/30/23	FIDELITY GOV'T MM FUND 2642	31607A703	0.00	0.00	258,673.31	258,673.31			
06/30/23	06/30/23	FEDERATED GOVT OBLIGATIONS FUND	608919718	0.00	0.00	4,070.63	4,070.63			
06/30/23	06/30/23	CALIFORNIA ASSET MANAGEMENT PROGRAM	CAMPMF025	0.00	0.00	2,254,481.50	2,254,481.50			
06/30/23	06/30/23	US TREASURY NOTES DTD 06/30/2020 0.250% 06/30/2025	912828ZW3	300,000,000.00	0.00	375,000.00	375,000.00			
Transaction Type Sub-Total				3,777,442,850.65	0.00	20,716,783.59	20,716,783.59			
MATURITY										
06/01/23	06/01/23	CANTOR FITZGERALD REPO AGRMT DTD 05/31/2023 5.050% 06/01/2023	RE1363382	100,000,000.00	100,000,000.00	14,027.78	100,014,027.78	0.00	0.00	

Managed Account Security Transactions & Interest

For the Month Ending **June 30, 2023**

SAN BERNARDINO COUNTY - 76990800

Transaction Type		Security Description	CUSIP	Par	Principal Proceeds	Accrued Interest	Total	Realized G/L Cost	Realized G/L Amort Cost	Sale Method
Trade	Settle									
MATURITY										
06/01/23	06/01/23	BNP PARIBAS FORTIS SA CERT DEPOS DTD 07/14/2022 3.650% 06/01/2023	34959TSD9	50,000,000.00	50,000,000.00	1,632,361.10	51,632,361.10	0.00	0.00	
06/01/23	06/01/23	JOHNSON & JOHNSON COMM PAPER DTD 12/07/2022 0.000% 06/01/2023	47816GT17	75,000,000.00	75,000,000.00	0.00	75,000,000.00	1,731,770.83	0.00	
06/01/23	06/01/23	METLIFE SHORT TERM FUND COMM PAPER DTD 05/01/2023 0.000% 06/01/2023	59157UT18	91,925,000.00	91,925,000.00	0.00	91,925,000.00	391,830.31	0.00	
06/01/23	06/01/23	FEDERAL HOME LOAN BANKS NOTES DTD 01/06/2023 4.730% 06/01/2023	3130AUGQ1	50,000,000.00	50,000,000.00	952,569.45	50,952,569.45	0.00	0.00	
06/02/23	06/02/23	CANTOR FITZGERALD REPO AGRMT DTD 06/01/2023 5.060% 06/02/2023	RE1363390	100,000,000.00	100,000,000.00	14,055.56	100,014,055.56	0.00	0.00	
06/02/23	06/02/23	FED HOME LN DISCOUNT NT DISC NOTES DTD 06/02/2022 0.000% 06/02/2023	313384GJ2	50,000,000.00	50,000,000.00	0.00	50,000,000.00	956,083.33	0.00	
06/05/23	06/05/23	CANTOR FITZGERALD REPO AGRMT DTD 06/02/2023 5.060% 06/05/2023	RE1363408	100,000,000.00	100,000,000.00	42,166.67	100,042,166.67	0.00	0.00	
06/06/23	06/06/23	CANTOR FITZGERALD REPO AGRMT DTD 06/05/2023 5.030% 06/06/2023	RE1363416	100,000,000.00	100,000,000.00	13,972.22	100,013,972.22	0.00	0.00	
06/07/23	06/07/23	CANTOR FITZGERALD REPO AGRMT DTD 06/06/2023 5.000% 06/07/2023	RE1363424	100,000,000.00	100,000,000.00	13,888.89	100,013,888.89	0.00	0.00	
06/07/23	06/07/23	SVENSKA HANDELSBANKEN NY CERT DEPOS DTD 06/08/2022 2.950% 06/07/2023	86959RZV5	50,000,000.00	50,000,000.00	1,491,389.89	51,491,389.89	0.00	0.00	
06/08/23	06/08/23	CANTOR FITZGERALD REPO AGRMT DTD 06/07/2023 5.000% 06/08/2023	RE1363432	100,000,000.00	100,000,000.00	13,888.89	100,013,888.89	0.00	0.00	
06/09/23	06/09/23	FFCB FLOATING NOTES DTD 06/09/2020 5.370% 06/09/2023	3133ELH72	45,000,000.00	45,000,000.00	596,087.51	45,596,087.51	0.00	0.00	
06/09/23	06/09/23	CANTOR FITZGERALD REPO AGRMT DTD 06/08/2023 5.000% 06/09/2023	RE1363440	100,000,000.00	100,000,000.00	13,888.89	100,013,888.89	0.00	0.00	
06/12/23	06/12/23	CANTOR FITZGERALD REPO AGRMT DTD 06/09/2023 5.000% 06/12/2023	RE1363457	100,000,000.00	100,000,000.00	41,666.67	100,041,666.67	0.00	0.00	
06/13/23	06/13/23	CANTOR FITZGERALD REPO AGRMT DTD 06/12/2023 5.000% 06/13/2023	RE1363465	100,000,000.00	100,000,000.00	13,888.89	100,013,888.89	0.00	0.00	

Managed Account Security Transactions & Interest

For the Month Ending **June 30, 2023**

SAN BERNARDINO COUNTY - 76990800

Transaction Type	Trade	Settle	Security Description	CUSIP	Par	Principal Proceeds	Accrued Interest	Total	Realized G/L Cost	Realized G/L Amort Cost	Sale Method
MATURITY											
	06/13/23	06/13/23	TOTOTA MOTOR CREDIT CORP CORP NOTE (FLOA DTD 12/13/2021 5.400% 06/13/2023	89236TJS5	10,000,000.00	10,000,000.00	43,552.78	10,043,552.78	0.00	0.00	
	06/14/23	06/14/23	NORDEA BANK ABP NEW YORK CERT DEPOS DTD 06/08/2022 2.970% 06/14/2023	65558UUF7	50,000,000.00	50,000,000.00	1,530,375.00	51,530,375.00	0.00	0.00	
	06/20/23	06/20/23	CANTOR FITZGERALD REPO AGRMT DTD 06/13/2023 5.000% 06/20/2023	RE1363473	100,000,000.00	100,000,000.00	97,222.22	100,097,222.22	0.00	0.00	
	06/21/23	06/21/23	CANTOR FITZGERALD REPO AGRMT DTD 06/20/2023 5.000% 06/21/2023	RE1363481	100,000,000.00	100,000,000.00	13,888.89	100,013,888.89	0.00	0.00	
	06/22/23	06/22/23	CANTOR FITZGERALD REPO AGRMT DTD 06/21/2023 5.000% 06/22/2023	RE1363499	100,000,000.00	100,000,000.00	13,888.89	100,013,888.89	0.00	0.00	
	06/23/23	06/23/23	CANTOR FITZGERALD REPO AGRMT DTD 06/22/2023 5.000% 06/23/2023	RE1363507	100,000,000.00	100,000,000.00	13,888.89	100,013,888.89	0.00	0.00	
	06/26/23	06/26/23	FREDDIE MAC NOTES DTD 06/26/2020 0.250% 06/26/2023	3137EAES4	23,000,000.00	23,000,000.00	28,750.00	23,028,750.00	67,160.00	0.00	
	06/26/23	06/26/23	CANTOR FITZGERALD REPO AGRMT DTD 06/23/2023 5.000% 06/26/2023	RE1363515	100,000,000.00	100,000,000.00	41,666.67	100,041,666.67	0.00	0.00	
	06/27/23	06/27/23	CANTOR FITZGERALD REPO AGRMT DTD 06/26/2023 5.000% 06/27/2023	RE1365007	100,000,000.00	100,000,000.00	13,888.89	100,013,888.89	0.00	0.00	
	06/30/23	06/30/23	US TREASURY NOTES DTD 06/30/2016 1.375% 06/30/2023	912828S35	100,000,000.00	100,000,000.00	687,500.00	100,687,500.00	3,964,843.75	0.00	
	06/30/23	06/30/23	US TREASURY NOTES DTD 06/30/2016 1.375% 06/30/2023	912828S35	50,000,000.00	50,000,000.00	343,750.00	50,343,750.00	1,876,953.12	0.00	
	06/30/23	06/30/23	US TREASURY NOTES DTD 07/02/2018 2.625% 06/30/2023	9128284U1	50,000,000.00	50,000,000.00	656,250.00	50,656,250.00	(634,765.63)	0.00	
	06/30/23	06/30/23	US TREASURY NOTES DTD 06/30/2016 1.375% 06/30/2023	912828S35	25,000,000.00	25,000,000.00	171,875.00	25,171,875.00	298,828.12	0.00	
Transaction Type Sub-Total					2,219,925,000.00	2,219,925,000.00	8,510,349.64	2,228,435,349.64	8,652,703.83	0.00	

PAYDOWNS											
	06/01/23	06/01/23	TAOT 2020-A A3 DTD 02/12/2020 1.660% 05/15/2024	89232HAC9	49,062.30	49,062.30	0.00	49,062.30	3.54	0.00	

Managed Account Security Transactions & Interest

For the Month Ending **June 30, 2023**

SAN BERNARDINO COUNTY - 76990800

Transaction Type		Security Description	CUSIP	Par	Principal Proceeds	Accrued Interest	Total	Realized G/L Cost	Realized G/L Amort Cost	Sale Method
Trade	Settle									
PAYDOWNS										
06/01/23	06/01/23	MBART 2021-1 A3 DTD 09/22/2021 0.460% 06/15/2026	58772WAC7	1,253,559.70	1,253,559.70	0.00	1,253,559.70	163.97	0.00	
06/01/23	06/01/23	HAROT 2021-4 A2 DTD 11/24/2021 0.390% 05/21/2024	43815GAB5	614,766.19	614,766.19	0.00	614,766.19	16.11	0.00	
06/01/23	06/01/23	TAOT 2021-C A3 DTD 09/27/2021 0.430% 01/15/2026	89239BAC5	743,547.20	743,547.20	0.00	743,547.20	59.26	0.00	
06/01/23	06/01/23	JDOT 2022-A A2 DTD 03/16/2022 1.900% 11/15/2024	47787JAB4	417,826.65	417,826.65	0.00	417,826.65	22.86	0.00	
06/01/23	06/01/23	TAOT 2022-A A2 DTD 01/31/2022 0.740% 10/15/2024	89239KAB7	345,462.04	345,462.04	0.00	345,462.04	9.26	0.00	
06/01/23	06/01/23	TLOT 2021-A A3 DTD 04/21/2021 0.390% 04/22/2024	89238EAC0	527,327.45	527,327.45	0.00	527,327.45	61.54	0.00	
06/01/23	06/01/23	HAROT 2021-2 A3 DTD 05/26/2021 0.330% 08/15/2025	43811JAC1	559,308.40	559,308.40	0.00	559,308.40	6,772.87	0.00	
06/01/23	06/01/23	BMWLT 2022-1 A3 DTD 01/19/2022 1.100% 03/25/2025	05601XAC3	820,511.47	820,511.47	0.00	820,511.47	122.67	0.00	
06/01/23	06/01/23	JDOT 2021-B A3 DTD 07/21/2021 0.520% 03/16/2026	47789QAC4	702,657.34	702,657.34	0.00	702,657.34	62.68	0.00	
06/01/23	06/01/23	HART 2021-C A2A DTD 11/17/2021 0.360% 10/15/2024	44935FAB0	768,682.15	768,682.15	0.00	768,682.15	44.74	0.00	
06/01/23	06/01/23	MBALT 2021-B A3 DTD 06/29/2021 0.400% 11/15/2024	58769KAD6	1,506,468.81	1,506,468.81	0.00	1,506,468.81	113.74	0.00	
06/01/23	06/01/23	BMWLT 2021-2 A3 DTD 09/15/2021 0.330% 12/26/2024	09690AAC7	682,807.53	682,807.53	0.00	682,807.53	70.47	0.00	
06/01/23	06/01/23	HAROT 2021-2 A3 DTD 05/26/2021 0.330% 08/15/2025	43811JAC1	1,062,685.96	1,062,685.96	0.00	1,062,685.96	41.44	0.00	
06/01/23	06/01/23	TAOT 2021-D A2 DTD 11/15/2021 0.310% 08/15/2024	89238JAB1	571,924.23	571,924.23	0.00	571,924.23	4.40	0.00	
06/01/23	06/01/23	HART 2021-B A3 DTD 07/28/2021 0.380% 01/15/2026	44934KAC8	982,401.30	982,401.30	0.00	982,401.30	216.82	0.00	
06/01/23	06/25/23	FRESB 2021-SB82 A5 DTD 01/01/2021 0.670% 11/01/2025	30318CAA5	3,864.34	3,864.34	0.00	3,864.34	(18.95)	0.00	
06/01/23	06/25/23	FRESB 2022-SB103 ASF DTD 10/01/2022 2.080% 06/01/2027	30329MAA0	5,512.04	5,512.04	0.00	5,512.04	573.88	0.00	

Managed Account Security Transactions & Interest

For the Month Ending **June 30, 2023**

SAN BERNARDINO COUNTY - 76990800

Transaction Type		Security Description	CUSIP	Par	Principal Proceeds	Accrued Interest	Total	Realized G/L Cost	Realized G/L Amort Cost	Sale Method
Trade	Settle									
PAYDOWNS										
06/01/23	06/25/23	FHLMC SERIES K037 A2 DTD 03/01/2014 3.490% 01/01/2024	3137B7YY9	2,321,278.25	2,321,278.25	0.00	2,321,278.25	(26,658.43)	0.00	
06/01/23	06/25/23	FHMS K045 A2 DTD 05/01/2015 3.023% 01/01/2025	3137BHXJ1	38,780.50	38,780.50	0.00	38,780.50	(3,825.03)	0.00	
06/01/23	06/25/23	FHLMC MULTIFAMILY STRUCTURED P DTD 11/01/2016 2.454% 08/01/2023	3137BSPW7	3,424,450.25	3,424,450.25	0.00	3,424,450.25	7,758.52	0.00	
06/01/23	06/25/23	FHMS KJ39 A1 DTD 04/01/2022 2.750% 04/01/2027	3137H73W1	49,976.29	49,976.29	0.00	49,976.29	8.25	0.00	
06/01/23	06/25/23	FRESB 2022-SB97 DTD 04/01/2022 1.780% 02/01/2027	30311SAA7	31,006.25	31,006.25	0.00	31,006.25	1,228.84	0.00	
06/01/23	06/25/23	FRESB 2023-SB105 A5 DTD 05/01/2023 3.740% 04/01/2028	30332AAA1	9,915.77	9,915.77	0.00	9,915.77	247.69	0.00	
06/01/23	06/25/23	FHMS KJ21 A2 DTD 09/01/2018 3.700% 09/01/2026	3137FHGE7	13,384.32	13,384.32	0.00	13,384.32	269.78	0.00	
06/01/23	06/25/23	FRESB 2021-SB82 A5 DTD 01/01/2021 0.670% 11/01/2025	30318CAA5	1,656.16	1,656.16	0.00	1,656.16	(8.12)	0.00	
06/01/23	06/25/23	FHMS KJ32 A1 DTD 11/01/2020 0.516% 06/01/2025	3137F72U8	8,035.47	8,035.47	0.00	8,035.47	0.03	0.00	
06/01/23	06/25/23	FHMS KJ34 A1 DTD 07/01/2021 0.681% 06/01/2026	3137H1LS3	332,551.28	332,551.28	0.00	332,551.28	3.99	0.00	
06/01/23	06/25/23	FHMS K733 A2 DTD 11/09/2018 3.750% 08/01/2025	3137FJXQ7	1,622.48	1,622.48	0.00	1,622.48	(138.86)	0.00	
06/01/23	06/25/23	FHMS K034 A2 DTD 11/01/2013 3.531% 07/01/2023	3137B5JM6	7,040,098.50	7,040,098.50	0.00	7,040,098.50	(64,900.91)	0.00	
06/01/23	06/25/23	FHMS KJ36 A1 DTD 12/01/2021 1.298% 12/01/2026	3137H4RZ5	7,631.83	7,631.83	0.00	7,631.83	0.03	0.00	
06/01/23	06/25/23	FRESB 2022-SB104 ASF DTD 11/01/2022 2.600% 09/01/2027	30329QAA1	18,880.29	18,880.29	0.00	18,880.29	1,645.64	0.00	
06/01/23	06/25/23	FHMS K033 A2 DTD 10/01/2013 3.060% 07/01/2023	3137B4WB8	1,209,794.74	1,209,794.74	0.00	1,209,794.74	(77,218.93)	0.00	
06/01/23	06/25/23	FRESB 2021-SB83 DTD 02/01/2021 0.670% 01/01/2026	30318NAA1	5,810.50	5,810.50	0.00	5,810.50	(27.29)	0.00	
06/15/23	06/15/23	JDOT 2022-B A2 DTD 07/20/2022 3.730% 06/16/2025	47800AAB6	736,746.60	736,746.60	0.00	736,746.60	78.02	0.00	

Managed Account Security Transactions & Interest

For the Month Ending **June 30, 2023**

SAN BERNARDINO COUNTY - 76990800

Transaction Type		Security Description	CUSIP	Par	Principal Proceeds	Accrued Interest	Total	Realized G/L Cost	Realized G/L Amort Cost	Sale Method
Trade	Settle									
PAYDOWNS										
06/15/23	06/15/23	HART 2022-B A2A DTD 07/20/2022 3.640% 05/15/2025	44918MAB6	740,604.78	740,604.78	0.00	740,604.78	37.55	0.00	
06/15/23	06/15/23	TAOT 2021-B A3 DTD 06/14/2021 0.260% 11/17/2025	89190GAC1	2,032,225.22	2,032,225.22	0.00	2,032,225.22	218.87	0.00	
06/15/23	06/15/23	TAOT 2022-B A2A DTD 04/13/2022 2.350% 01/15/2025	89238FAB9	579,966.62	579,966.62	0.00	579,966.62	25.29	0.00	
06/15/23	06/15/23	TAOT 2022-D A2A DTD 11/08/2022 5.270% 01/15/2026	89239HAB4	681,567.37	681,567.37	0.00	681,567.37	7.57	0.00	
06/15/23	06/15/23	HART 2022-C A2A DTD 11/09/2022 5.350% 11/17/2025	44933DAB7	2,390,129.24	2,390,129.24	0.00	2,390,129.24	147.95	0.00	
06/15/23	06/15/23	JDOT 2022-C A2 DTD 10/19/2022 4.980% 08/15/2025	47800BAB4	2,712,927.79	2,712,927.79	0.00	2,712,927.79	97.12	0.00	
06/15/23	06/15/23	MBART 2022-1 A2 DTD 11/22/2022 5.260% 10/15/2025	58768PAB0	1,058,669.90	1,058,669.90	0.00	1,058,669.90	67.65	0.00	
06/15/23	06/15/23	JOHN DEERE OWNER TRUST DTD 03/11/2020 1.100% 08/15/2024	47789KAC7	132,478.80	132,478.80	0.00	132,478.80	8.10	0.00	
06/21/23	06/21/23	HAROT 2020-1 A3 DTD 02/26/2020 1.610% 04/22/2024	43813RAC1	342,596.42	342,596.42	0.00	342,596.42	67.15	0.00	
06/25/23	06/25/23	BMWOT 2022-A A2A DTD 05/18/2022 2.520% 12/26/2024	05602RAB7	836,264.84	836,264.84	0.00	836,264.84	60.13	0.00	
Transaction Type Sub-Total				38,377,425.56	38,377,425.56	0.00	38,377,425.56	(152,458.10)	0.00	
SELL										
06/05/23	06/05/23	FIDELITY GOV'T MM FUND 2642	31607A703	170,000,000.00	170,000,000.00	0.00	170,000,000.00	0.00	0.00	FIFO
06/07/23	06/07/23	FIDELITY GOV'T MM FUND 2642	31607A703	81,000,000.00	81,000,000.00	0.00	81,000,000.00	0.00	0.00	FIFO
06/12/23	06/12/23	FIDELITY GOV'T MM FUND 2642	31607A703	35,000,000.00	35,000,000.00	0.00	35,000,000.00	0.00	0.00	FIFO
06/12/23	06/12/23	CALIFORNIA ASSET MANAGEMENT PROGRAM	CAMPMF025	41,000,000.00	41,000,000.00	0.00	41,000,000.00	0.00	0.00	FIFO
06/14/23	06/14/23	CALIFORNIA ASSET MANAGEMENT PROGRAM	CAMPMF025	25,000,000.00	25,000,000.00	0.00	25,000,000.00	0.00	0.00	FIFO
06/14/23	06/14/23	CALIFORNIA ASSET MANAGEMENT PROGRAM	CAMPMF025	35,000,000.00	35,000,000.00	0.00	35,000,000.00	0.00	0.00	FIFO
06/16/23	06/16/23	CALIFORNIA ASSET MANAGEMENT PROGRAM	CAMPMF025	70,000,000.00	70,000,000.00	0.00	70,000,000.00	0.00	0.00	FIFO

Managed Account Security Transactions & Interest

For the Month Ending **June 30, 2023**

SAN BERNARDINO COUNTY - 76990800

Transaction Type		Security Description	CUSIP	Par	Principal Proceeds	Accrued Interest	Total	Realized G/L Cost	Realized G/L Amort Cost	Sale Method
Trade	Settle									
SELL										
06/21/23	06/21/23	CALIFORNIA ASSET MANAGEMENT PROGRAM	CAMPMF025	30,000,000.00	30,000,000.00	0.00	30,000,000.00	0.00	0.00	FIFO
06/21/23	06/21/23	CALIFORNIA ASSET MANAGEMENT PROGRAM	CAMPMF025	14,000,000.00	14,000,000.00	0.00	14,000,000.00	0.00	0.00	FIFO
06/21/23	06/21/23	CALIFORNIA ASSET MANAGEMENT PROGRAM	CAMPMF025	55,000,000.00	55,000,000.00	0.00	55,000,000.00	0.00	0.00	FIFO
06/28/23	06/28/23	CALIFORNIA ASSET MANAGEMENT PROGRAM	CAMPMF025	69,000,000.00	69,000,000.00	0.00	69,000,000.00	0.00	0.00	FIFO
Transaction Type Sub-Total				625,000,000.00	625,000,000.00	0.00	625,000,000.00	0.00	0.00	
Managed Account Sub-Total					(59,121,148.80)	28,950,112.12	(30,171,036.68)	8,500,245.73	0.00	
Total Security Transactions					(59,121,148.80)	\$28,950,112.12	(\$30,171,036.68)	\$8,500,245.73	\$0.00	

Bolded items are forward settling trades.